

Attachment B

Selected Drawings

DEVELOPMENT APPLICATION

DRAWING NUMBER	DRAWING NAME
DA - 1001	COVER SHEET
DA - 1002 DA - 1003 DA - 1004	DEMOLITION PLANS DEMOLITION PLANS DEMOLITION ELEVATIONS / SECTIONS
DA - 1101 DA - 1102 DA - 1104 DA - 1105 DA - 1106 DA - 1107 DA - 1108 DA - 1109	BASMENT LEVEL PLAN GROUND LEVEL PLAN LEVEL 1 PLAN LEVEL 2 PLAN LEVEL 3 PLAN LEVEL 4 PLAN LEVEL 5 PLAN ROOF PLAN
DA - 1201 DA - 1202	SECTIONS SECTION
DA - 1301 DA - 1302 DA - 1303 DA - 1304	ELEVATION - EAST ELEVATION - NORTH ELEVATION - WEST ELEVATION - SOUTH
DA - 1601 DA - 1602 DA - 1603 DA - 1604 DA - 1605 DA - 1606	SHADOW ANALYSIS SHADOW ANALYSIS SHADOW ANALYSIS VIEW FROM THE SUN ANALYSIS VIEW FROM THE SUN ANALYSIS VIEW FROM THE SUN ANALYSIS
DA - 1701 DA - 1702	PHOTOMONTAGE PHOTOMONTAGE
DA - 1751	3D IMAGES MASSING STUDIES
DA - 1801	DEVELOPMENT CALCULATIONS
DA - 1901	WASTE MANAGEMENT PLAN

Issue	Date	Description
G	24/06/24	FINAL ISSUE

COPYRIGHT ©

This document is the property of David Mitchell Architects Pty Ltd. This drawing shall only be used for the purposes for which it was commissioned. Unauthorised use of this drawing is prohibited.

Note: Do not scale from drawings. Typed dimensions shall take precedence over scaled dimensions. Any discrepancy shall be reported to the Architect for clarification prior to the commencement of any work.

DAVID MITCHELL
architects

tel: 0879 6880
e: info@dmarchitects.com.au
web: www.davidmitchellarchitects.com.au
NSW architects reg no. - 9017

project:
1-5 FLINDERS ST, SURRY HILLS

job no.
3192

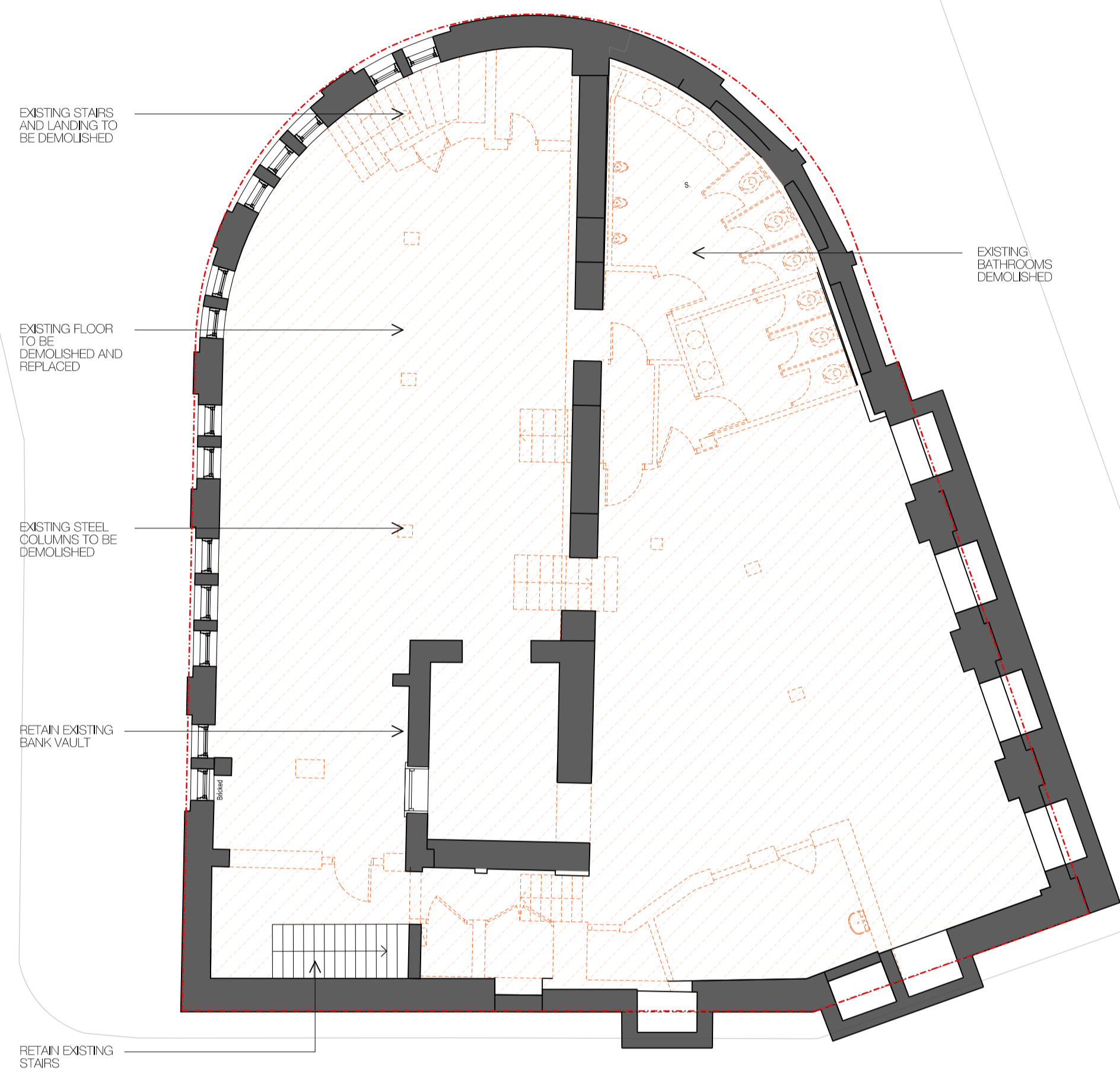
client
ARCHON PTY LTD

drawing:
COVER SHEET

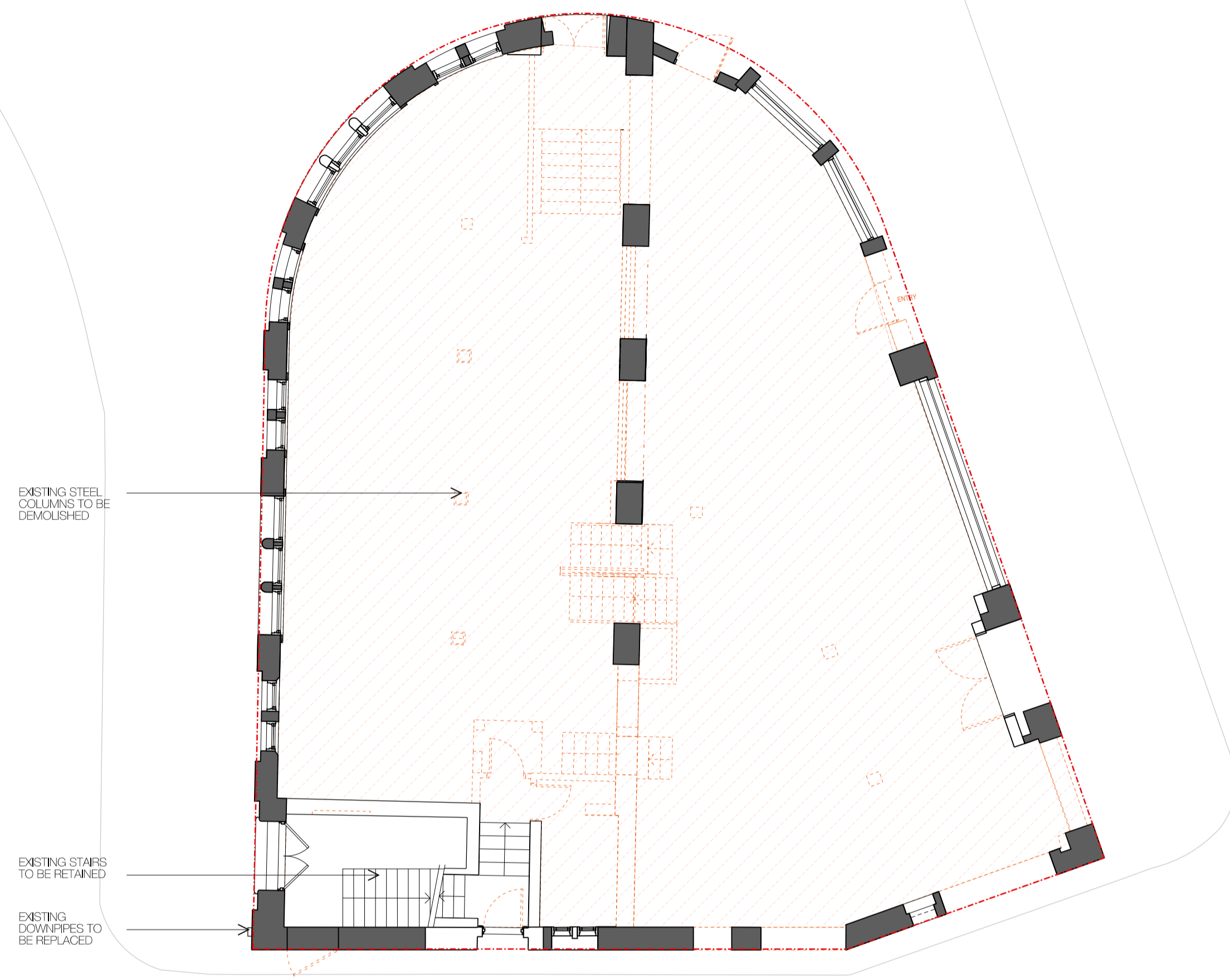
drawing no.
DA 1001

scale:
N.T.S

drawing issue:
G



01 DEMOLITION BASEMENT 1 LEVEL PLAN
1:100

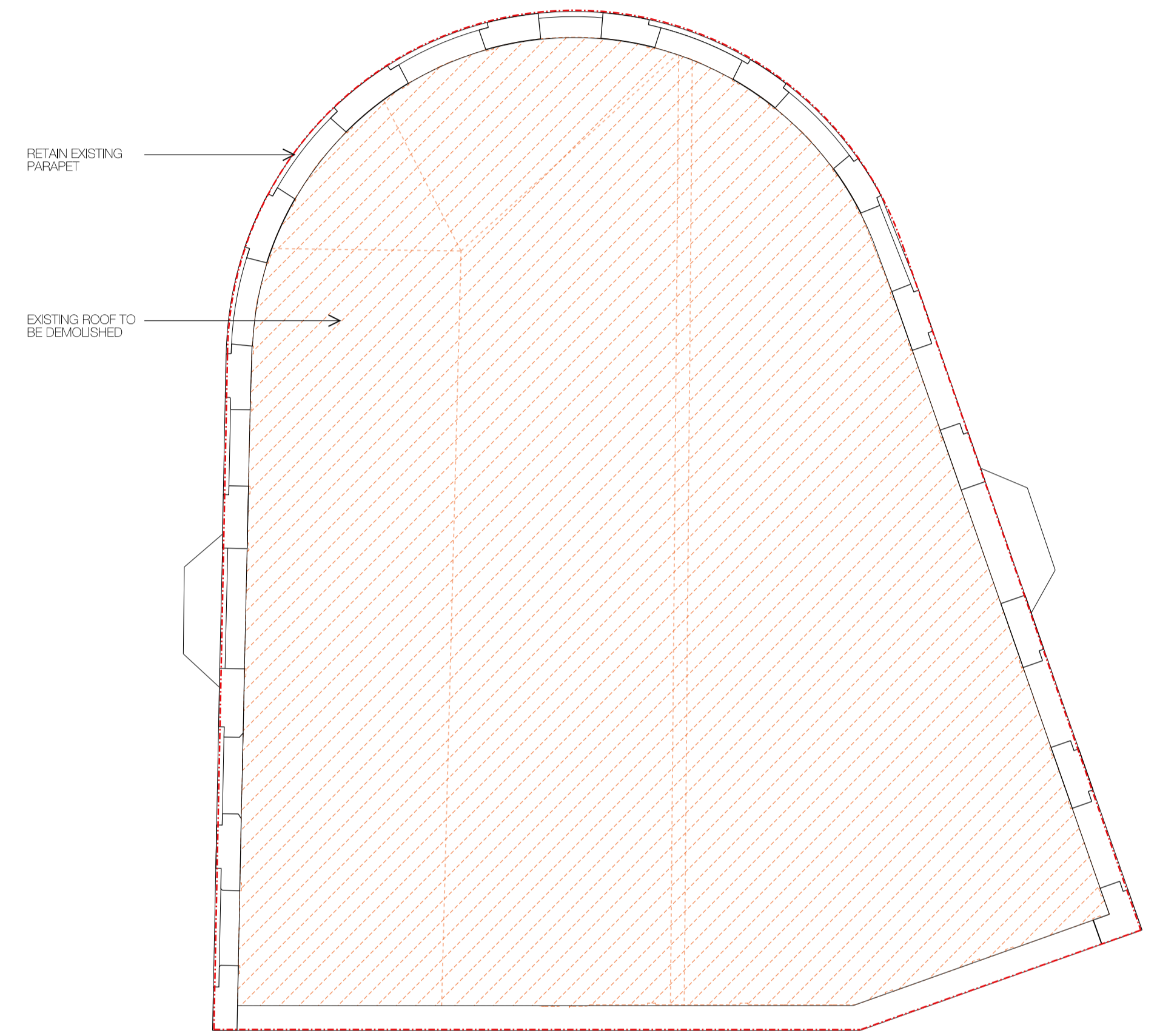
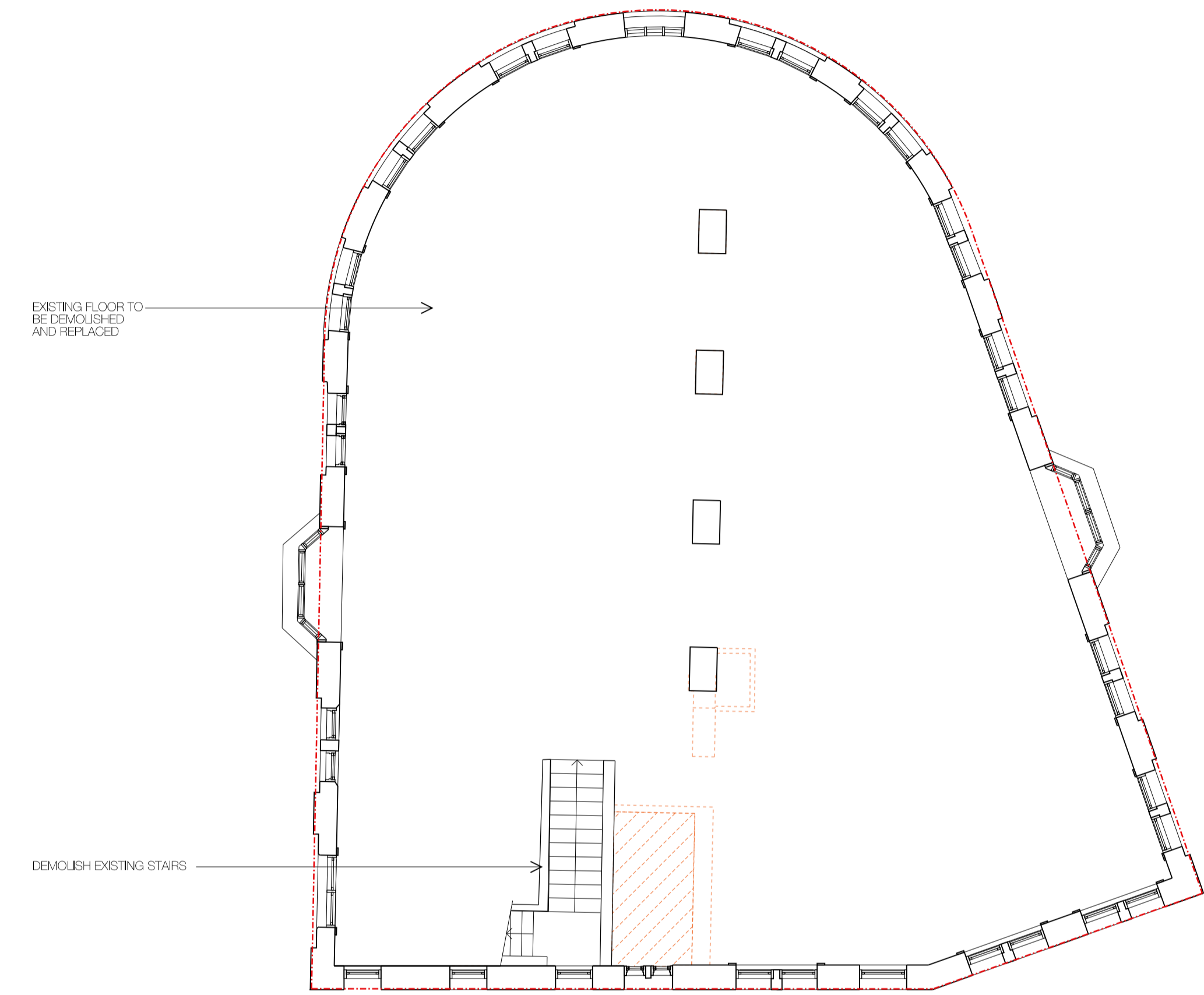
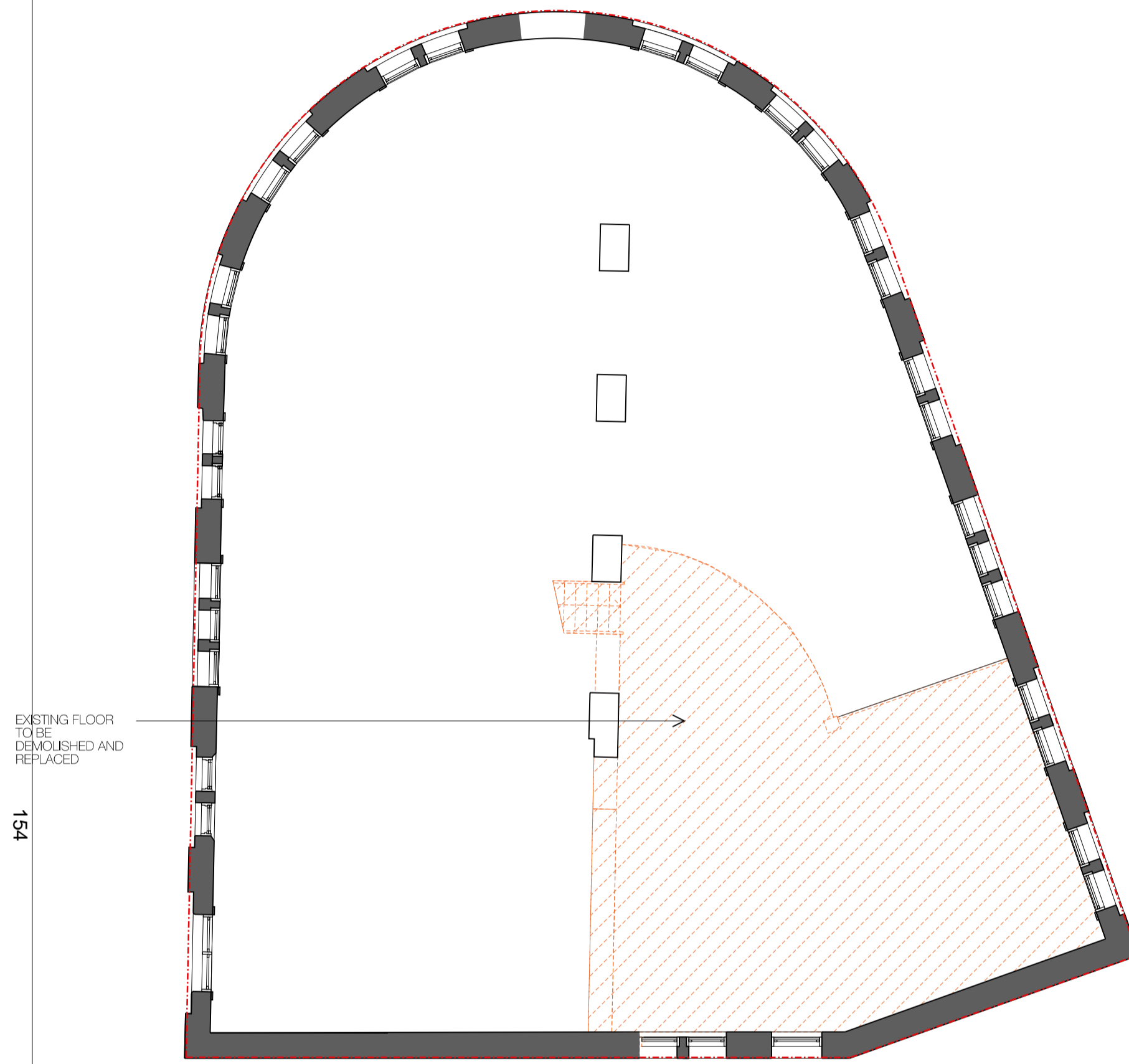


02 DEMOLITION GROUND FLOOR PLAN
1:100

- LEGEND**
- EXISTING BUILDING STRUCTURE TO REMAIN
 - EXISTING BUILDING ELEMENT FOR DEMOLITION
 - PROPOSED ADDITIONAL STRUCTURE

G 24/06/24 00/NO ISSUE	
Issue (date)	Description
COPYRIGHT ©	
This document is the property of David Mitchell Architects Pty Ltd. This drawing shall only be used for the purposes for which it was commissioned. Unauthorised use of this drawing is prohibited.	
Note: Do not scale from drawings. Typical dimensions shall take precedence over stated dimensions. Any discrepancy shall be reported to the Architect for clarification prior to the commencement of any work.	
DAVID MITCHELL architects	
tel: 8879 6880 e: info@dmarchitects.com.au web: www.davidmitchellarchitects.com.au NSW architects reg no. - 9017	
project: 1-5 FLINDERS ST, SURRY HILLS	job no. 3192
client ARCHON PTY LTD	
drawing no. DEMOLITION PLAN - B1 & GF	drawing issue DA 1002 G
scale: 1:100 @A1, 1:200 @A3	drawing issue G
0m 1m 2m 5m	

154



01 DEMOLITION MEZZANINE PLAN
1:100

02 DEMOLITION LEVEL 1 PLAN
1:100

03 DEMOLITION ROOF PLAN
1:100

Issue	Date	Description
G	24/06/24	CONCLUDE

COPYRIGHT ©
 This document is the property of David Mitchell Architects Pty Ltd. This drawing shall only be used for the purposes for which it was commissioned. Unauthorised use of the drawing is prohibited.
 Note: Do not scale from drawings. Typed dimensions shall take precedence over graphic dimensions. Any discrepancy shall be reported to the Architect for clarification prior to the commencement of any work.

DAVID MITCHELL architects
 tel: 8879 6880
 e: info@dmarchitects.com.au
 w: www.dmmarchitects.com.au
 NSW architects reg no. - 9017

project:
1-5 FLINDERS ST, SURRY HILLS

job no.
3192

client
ARCHON PTY LTD

drawing no.
DA 1003
- MEZZ & L1

scale:
1:100 @A1, 1:200 @A3

drawing issue:
G



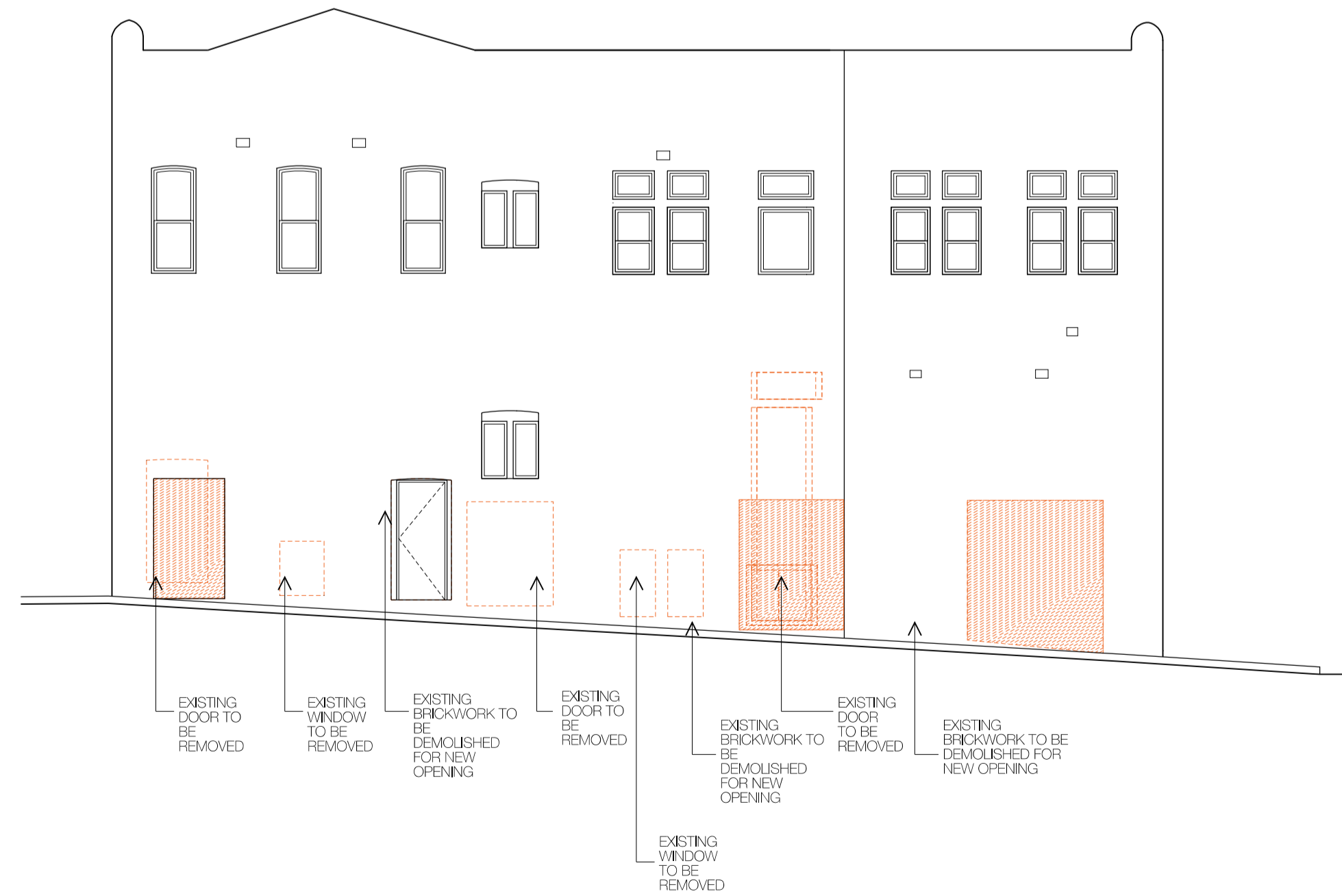
01 DEMOLITION NORTH ELEVATION
1:100



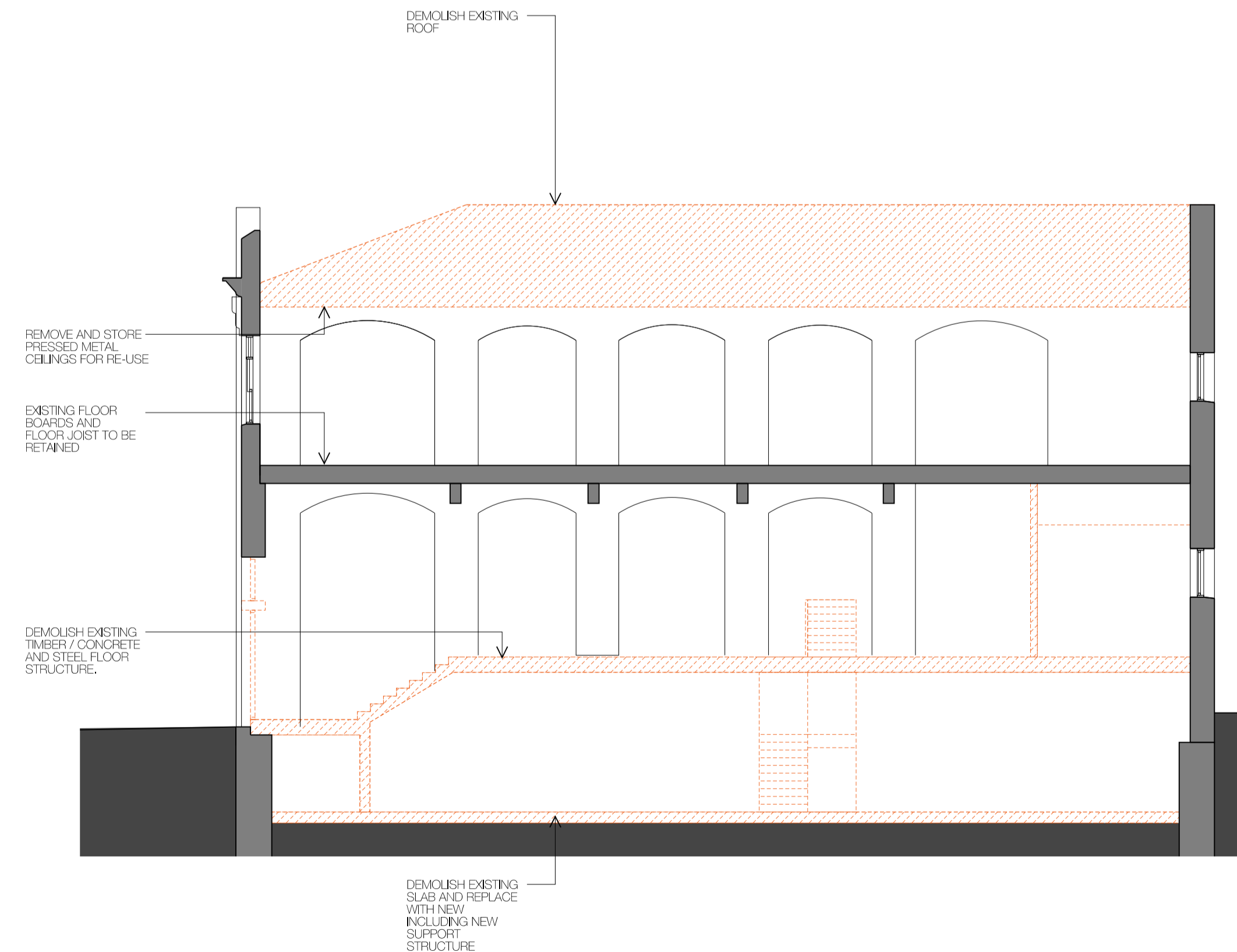
02 DEMOLITION WEST ELEVATION
1:100



03 DEMOLITION EAST ELEVATION
1:100



04 DEMOLITION SOUTH ELEVATION
1:100



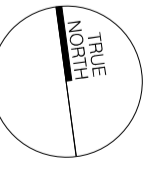
05 DEMOLITION SECTION A
1:100

G 24/06/24 001/001 ISSUE
Issue (date) description
COPYRIGHT ©

This document is the property of David Mitchell Architects Pty Ltd. This drawing shall only be used for the purpose for which it was commissioned. Unauthorised use of the drawing is prohibited.
Note: Do not scale from drawings. Typical dimensions shall take precedence over stated dimensions. Any discrepancy shall be reported to the Architect for clarification prior to the commencement of any work.

DAVID MITCHELL
architects

tel: 8879 6880
e: dm@dmarchitects.com.au
web: www.davidmitchellarchitects.com.au
NSW architects reg no. - 9017



project: 1-5 FLINDERS ST, SURRY HILLS job no. 3192

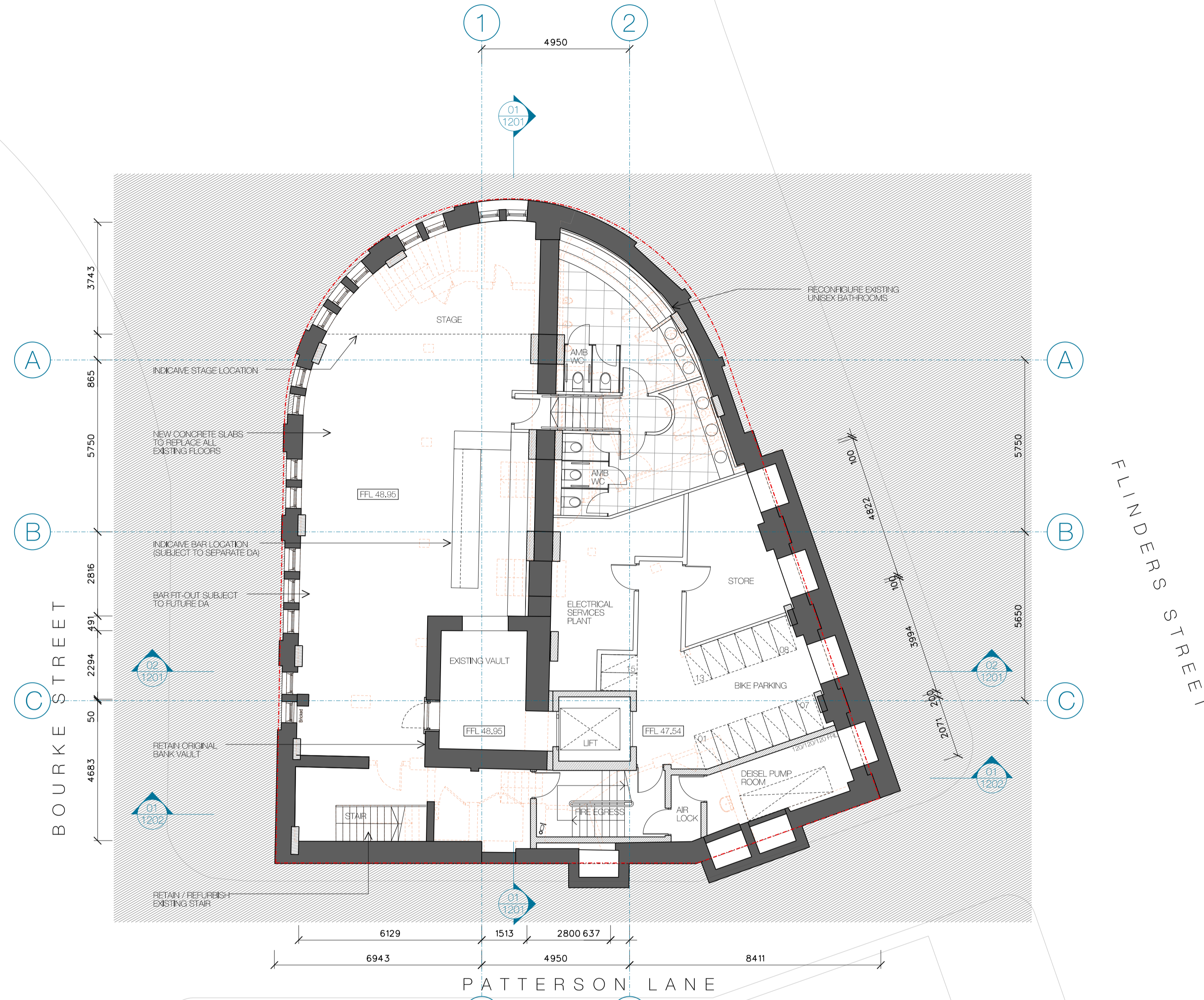
client: ARCHON PTY LTD

drawing no. DA 1004
DEMOLITION PLAN - ELEVATIONS

scale: 1:100 @A1, 1:200 @A3 drawing issue: G
0m 1m 2m 5m

TEN STOREY BRICK RESIDENTIAL & COMMERCIAL BUILDING 389-391 BOURKE STREET

FOUR STORY COMMERCIAL BUILDING 393 BOURKE STREET



THREE STOREY BRICK RESIDENTIAL & COMMERCIAL BUILDING 304 BOURKE STREET

THREE STOREY BRICK RESIDENTIAL & COMMERCIAL BUILDING 306 BOURKE STREET

TWO STOREY BRICK RESIDENTIAL & COMMERCIAL BUILDING 7-9 FLINDERS STREET

01 BASEMENT 1 LEVEL PLAN 1:100

- LEGEND**
- EXISTING BUILDING STRUCTURE TO REMAIN
 - EXISTING BUILDING ELEMENT FOR DEMOLITION
 - PROPOSED ADDITIONAL STRUCTURE

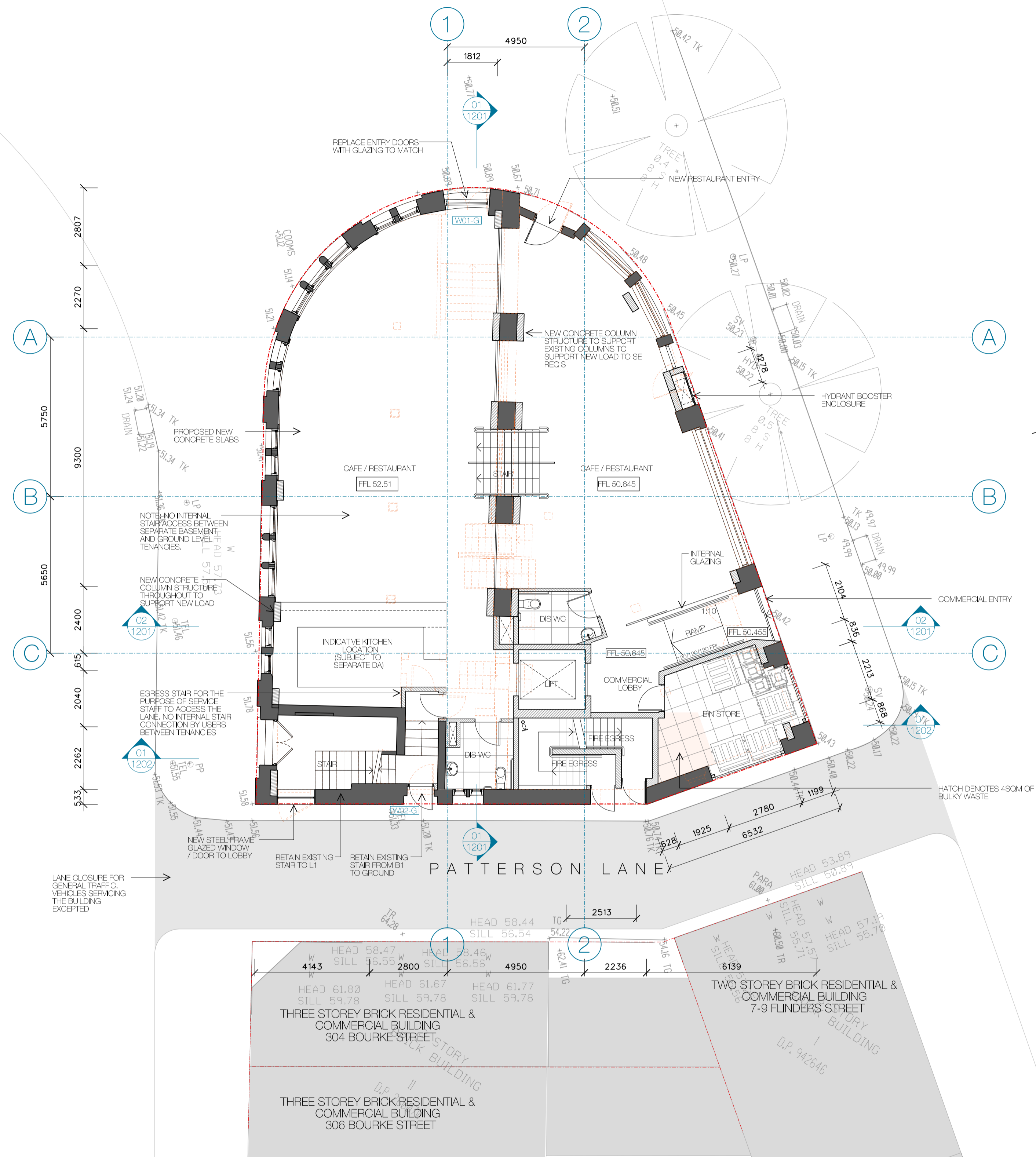
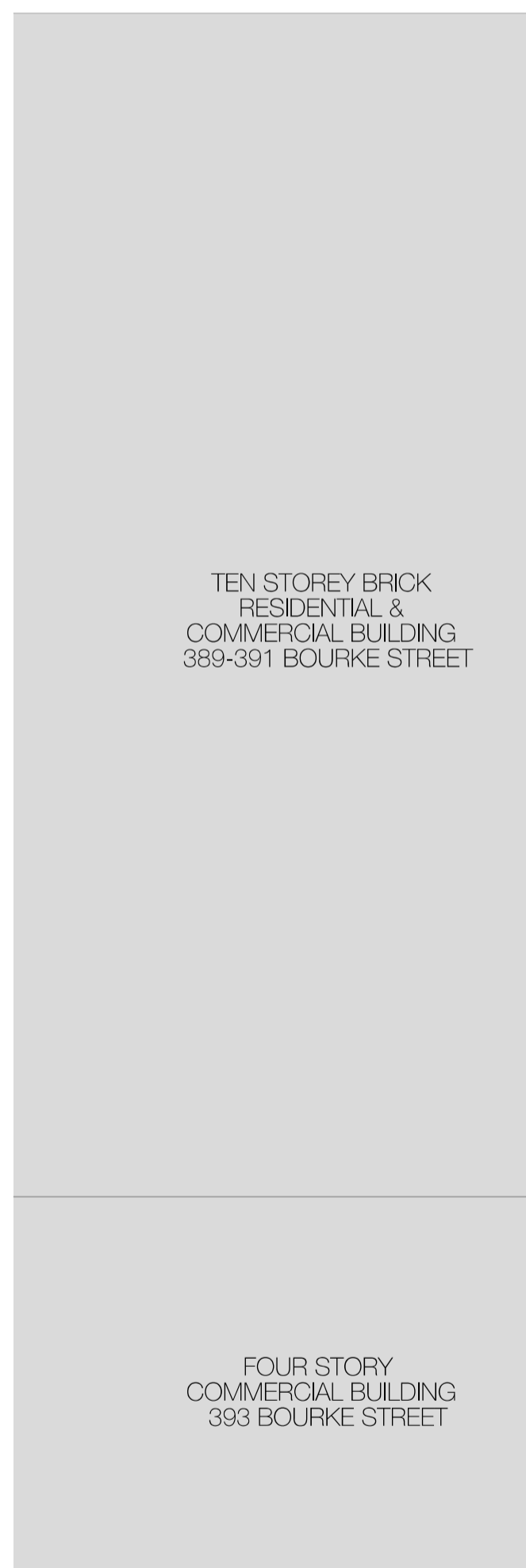
G	24.06.24	COUNCIL ISSUE
H	24.10.24	FINAL ISSUE
COPYRIGHT ©		
This document is the property of David Mitchell Architects Pty Ltd. This drawing shall only be used for the purpose for which it was commissioned. Unauthorised use of this drawing is prohibited.		
Note: Do not scale from drawing. Typical dimensions shall take precedence over stated dimensions. Any discrepancy shall be reported to the Architect for clarification prior to the commencement of any work.		
DAVID MITCHELL architects		
tel: 8879 6880 e: info@dmarchitects.com.au w: www.dmmitchellarchitects.com.au NSW architects reg no. - 9017		
project:	1-5 FLINDERS ST, SURRY HILLS	job no: 3192
client:	ARCHON PTY LTD	
drawing no:	BASEMENT LEVEL PLAN	drawing issue: DA 1101
scale:	1:100 @A1, 1:200 @A3	drawing issue: H
0m 1m 2m 5m		

TAYLOR SQUARE

BOURKE STREET

BOURKE STREET

FLINDERS STREET



01 GROUND LEVEL PLAN
1:100

- LEGEND**
- EXISTING BUILDING STRUCTURE TO REMAIN
 - EXISTING BUILDING ELEMENT FOR DEMOLITION
 - PROPOSED ADDITIONAL STRUCTURE

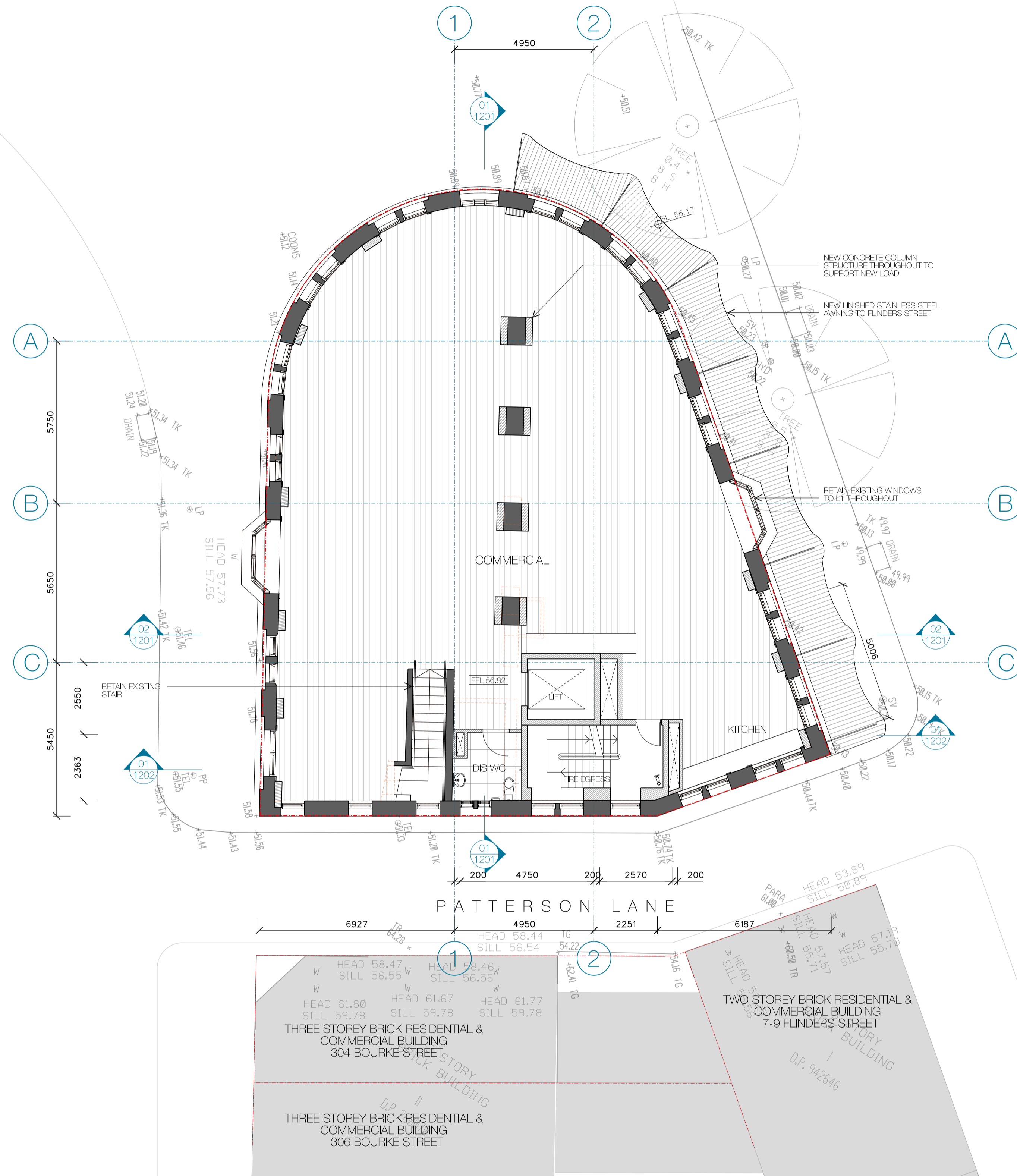
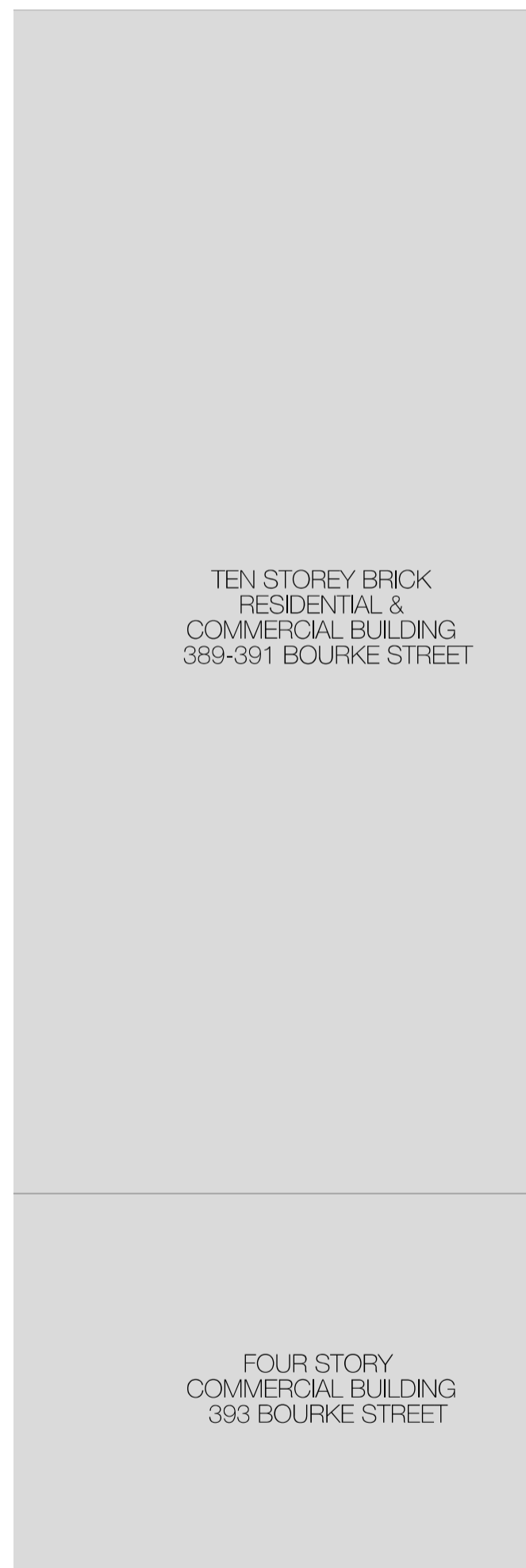
G	24-06-24	CONSOLE ISSUE
H	24-10-24	CONSOLE ISSUE
COPYRIGHT ©		
<small>This document is the property of David Mitchell Architects Pty Ltd. This drawing shall only be used for the purposes for which it was commissioned. Unauthorised use of the drawing is prohibited. Note: Do not scale from drawings. If used dimensions shall take precedence over scale dimensions. Any discrepancy shall be reported to the Architect for clarification prior to the commencement of any work.</small>		
DAVID MITCHELL architects tel: 8879 6880 e: info@dmarchitects.com.au web: www.davidmitchellarchitects.com.au NSW architects reg no. - 9017		
project:	1-5 FLINDERS ST, SURRY HILLS	job no. 3192
client:	ARCHON PTY LTD	
drawing no.:	GROUND LEVEL PLAN	DA 1102
scale:	1:100 @A1, 1:200 @A3	drawing issue: H

TAYLOR SQUARE

BOURKE STREET

BOURKE STREET

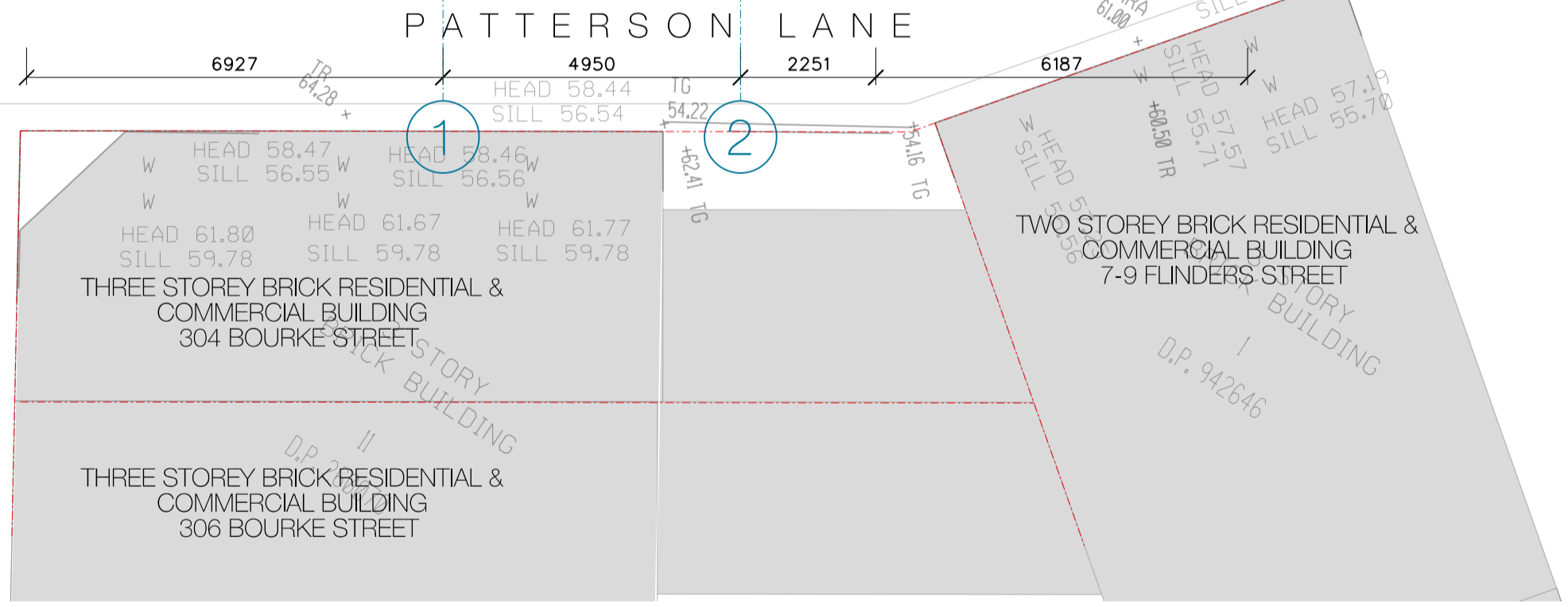
FLINDERS STREET



01 LEVEL 1 PLAN
1:100

LEGEND

- EXISTING BUILDING STRUCTURE TO REMAIN
- EXISTING BUILDING ELEMENT FOR DEMOLITION
- PROPOSED ADDITIONAL STRUCTURE



G 24/06/24 00/NO/ISSUE	
Issue (date)	Description
COPYRIGHT ©	
This document is the property of David Mitchell Architects Pty Ltd. This drawing shall only be used for the purposes for which it was commissioned. Unauthorised use of the drawing is prohibited.	
Note: Do not scale from drawings. If used elsewhere, all dimensions shall be confirmed with the architect prior to the commencement of any work.	
DAVID MITCHELL architects	
tel: 8879 6880 e: info@dmarchitects.com.au web: www.davidmitchellarchitects.com.au NSW architects reg no. - 9017	
project:	1-5 FLINDERS ST, SURRY HILLS
job no.:	3192
client:	ARCHON PTY LTD
drawing no.:	LEVEL 1 PLAN
drawing issue:	DA 1104
scale:	1:100 @A1, 1:200 @A3
drawing issue:	G
0m 1m 2m 5m	

TAYLOR SQUARE

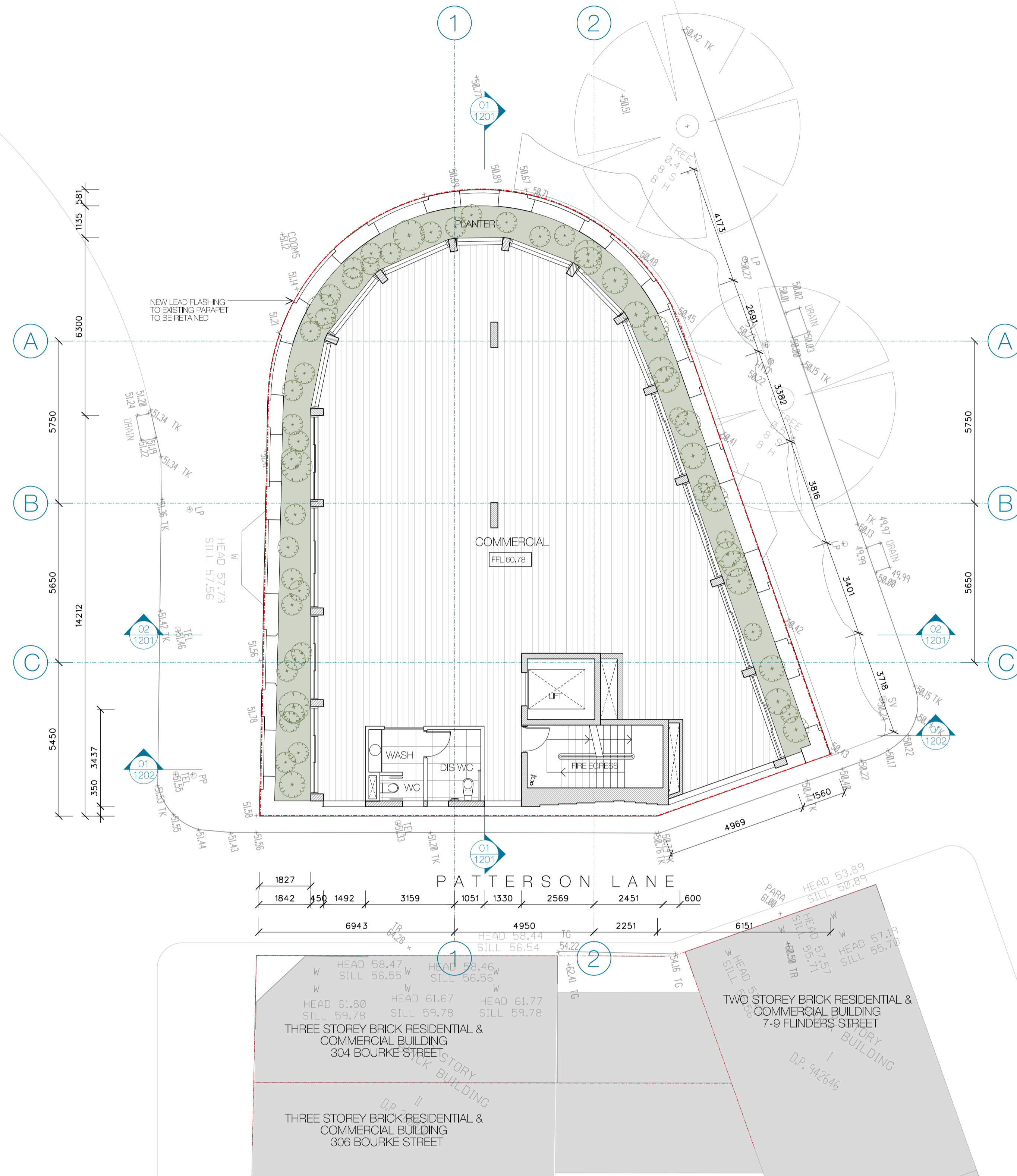
BOURKE STREET

BOURKE STREET

FLINDERS STREET

TEN STOREY BRICK RESIDENTIAL & COMMERCIAL BUILDING 389-391 BOURKE STREET

FOUR STORY COMMERCIAL BUILDING 393 BOURKE STREET



01 LEVEL 2 PLAN
1:100

LEGEND

- EXISTING BUILDING STRUCTURE TO REMAIN
- EXISTING BUILDING ELEMENT FOR DEMOLITION
- PROPOSED ADDITIONAL STRUCTURE

G 24/06/24 00/00/ISSUE
Issue (date) description
COPYRIGHT ©
This document is the property of David Mitchell Architects Pty Ltd. This drawing shall only be used for the purposes for which it was commissioned. Unauthorised use of the drawing is prohibited.
Note: Do not scale from drawings. Typical dimensions shall take precedence over stated dimensions. Any discrepancy shall be reported to the Architect for clarification prior to the commencement of any work.

DAVID MITCHELL architects
tel: 8879 6880
e: info@dmarchitects.com.au
web: www.davidmitchellarchitects.com.au
NSW architects reg no. - 9017

project: 1-5 FLINDERS ST, SURRY HILLS job no. 3192

client: ARCHON PTY LTD

drawing: LEVEL 2 PLAN drawing no. DA 1105

scale: 1:100 @A1, 1:200 @A3 drawing issue: G
0m 1m 2m 5m

TAYLOR SQUARE

BOURKE STREET

BOURKE STREET

FLINDERS STREET

TEN STOREY BRICK RESIDENTIAL & COMMERCIAL BUILDING 389-391 BOURKE STREET

FOUR STORY COMMERCIAL BUILDING 393 BOURKE STREET



PATTERSON LANE

THREE STOREY BRICK RESIDENTIAL & COMMERCIAL BUILDING 304 BOURKE STREET

THREE STOREY BRICK RESIDENTIAL & COMMERCIAL BUILDING 306 BOURKE STREET

TWO STOREY BRICK RESIDENTIAL & COMMERCIAL BUILDING 7-9 FLINDERS STREET

01 LEVEL 3 PLAN
1:100

LEGEND

- EXISTING BUILDING STRUCTURE TO REMAIN
- EXISTING BUILDING ELEMENT FOR DEMOLITION
- PROPOSED ADDITIONAL STRUCTURE

G 24/06/24 COUNCIL ISSUE

Issue (date) Description

COPYRIGHT ©

This document is the property of David Mitchell Architects Pty Ltd. This drawing shall only be used for the purposes for which it was commissioned. Unauthorised use of the drawing is prohibited.

Note: Do not scale from drawings. Typical dimensions shall take precedence over scale dimensions. Any discrepancy shall be reported to the Architect for clarification prior to the commencement of any work.

DAVID MITCHELL architects

tel: 8879 6880
e: info@dmarchitects.com.au
web: www.davidmitchellarchitects.com.au
NSW architects reg no. - 9017

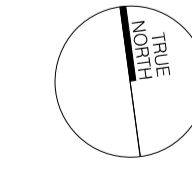
project: 1-5 FLINDERS ST, SURRY HILLS job no. 3192

client: ARCHON PTY LTD

drawing no. LEVEL 3 PLAN drawing issue DA 1106

scale: 1:100 @A1, 1:200 @A3 drawing issue G

0m 1m 2m 5m

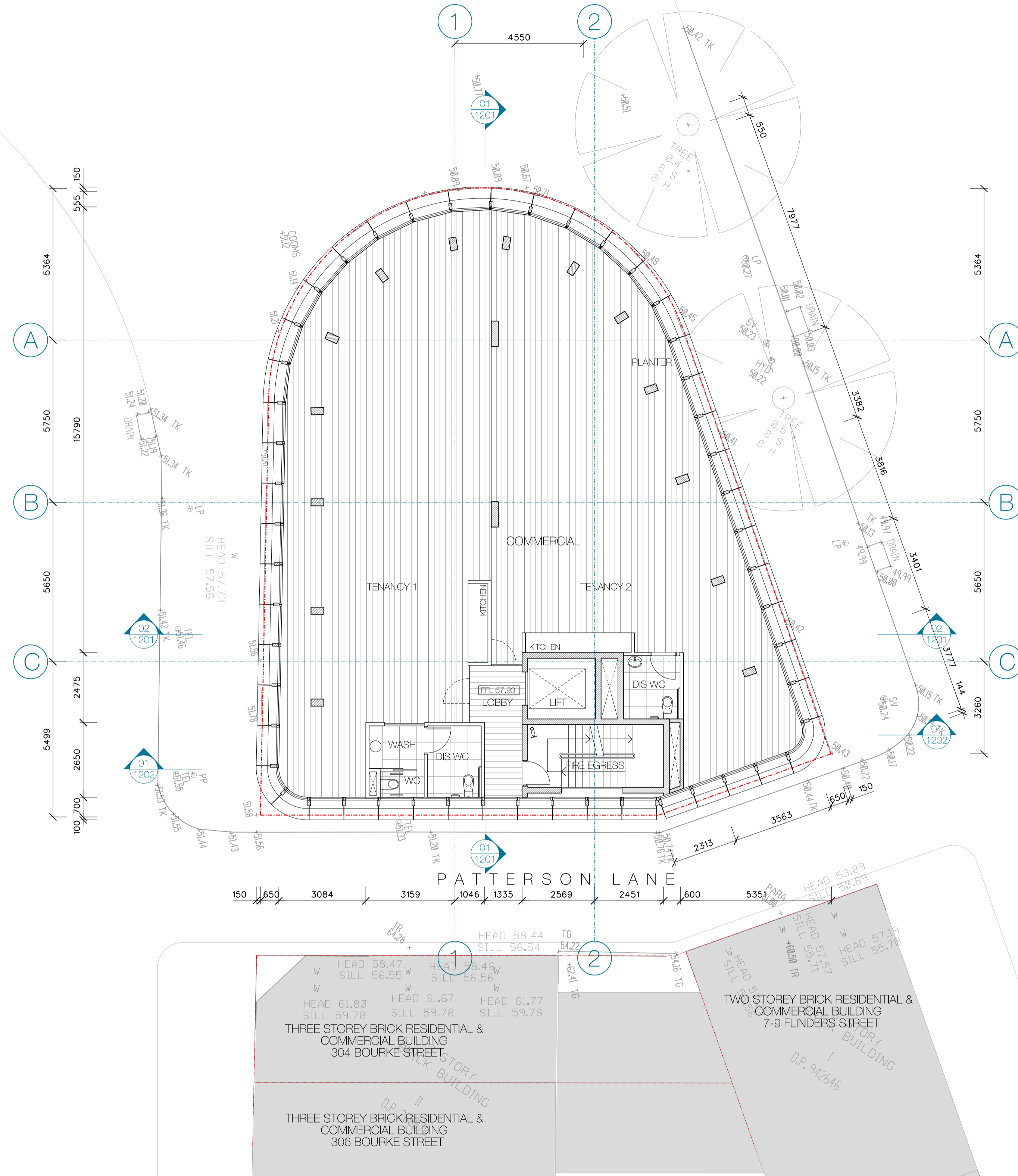
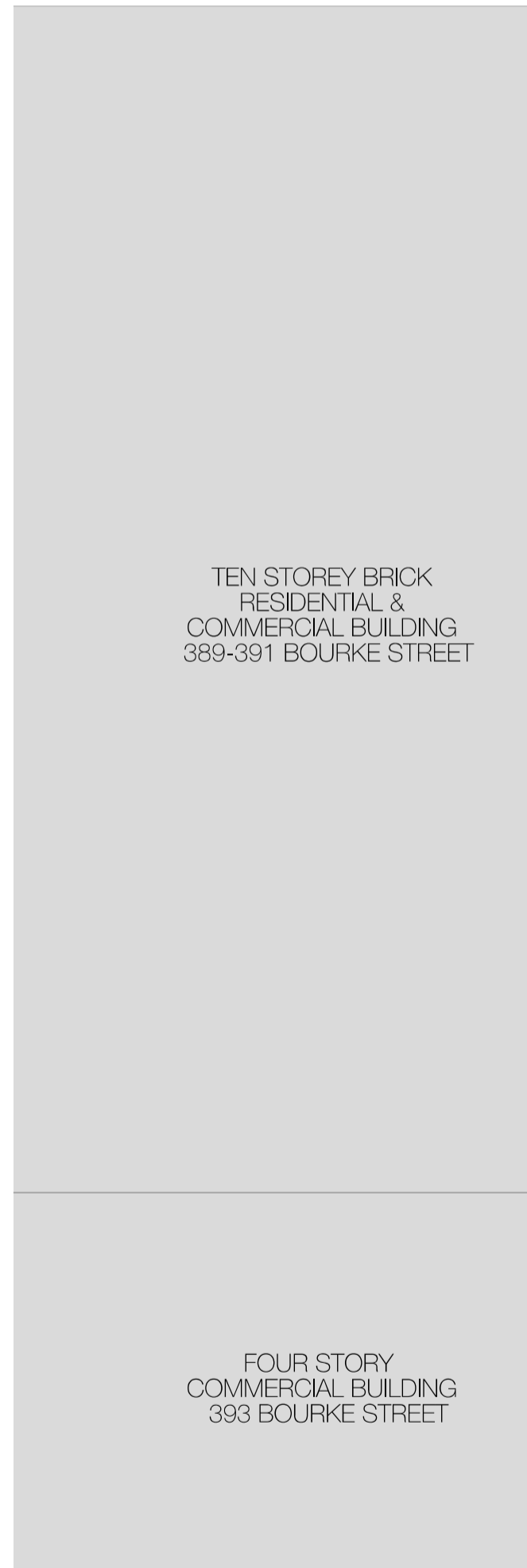


TAYLOR SQUARE

BOURKE STREET

BOURKE STREET

FLINDERS STREET



01 LEVEL 4 PLAN
1:100

- LEGEND**
- EXISTING BUILDING STRUCTURE TO REMAIN
 - EXISTING BUILDING ELEMENT FOR DEMOLITION
 - PROPOSED ADDITIONAL STRUCTURE

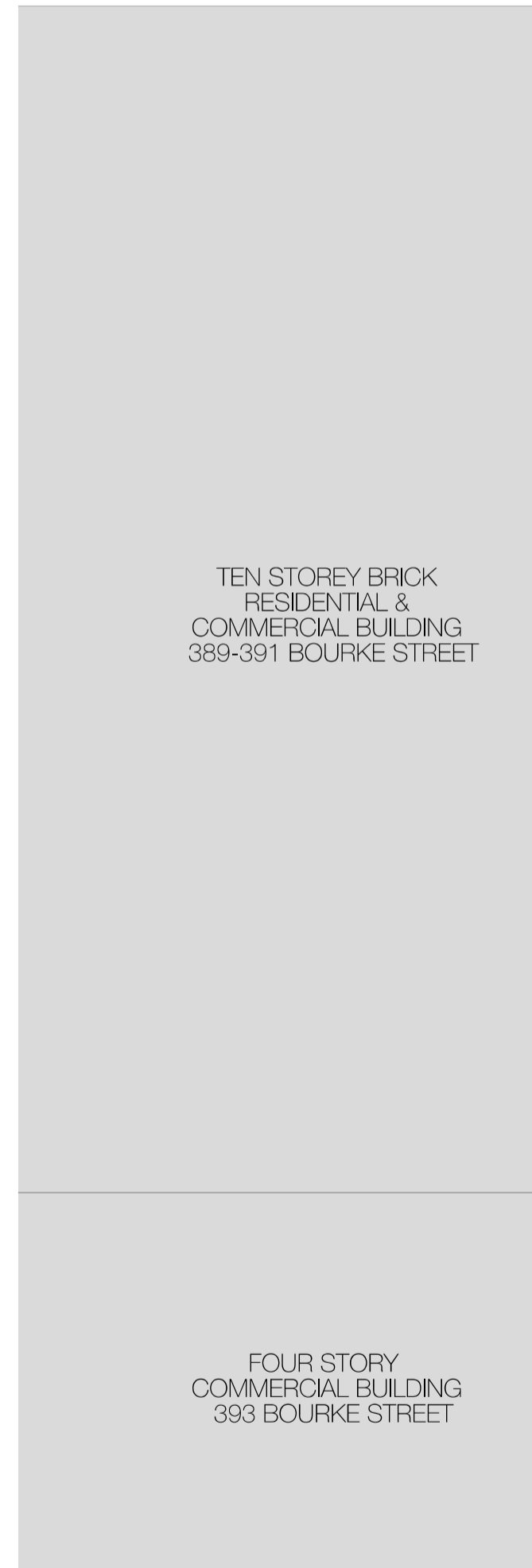
G 24/06/24 00 INCL ISSUE
Issue (date) description
COPYRIGHT ©
This document is the property of David Mitchell Architects Pty Ltd. This drawing shall only be used for the purposes for which it was commissioned. Unauthorised use of the drawing is prohibited.
Note: Do not scale from drawings. If you need dimensions on the drawing, please refer to the dimensions. Any discrepancy shall be reported to the Architect for clarification prior to the commencement of any work.

DAVID MITCHELL architects
tel: 8879 6880
e: info@dmarchitects.com.au
w: www.davidmitchellarchitects.com.au
NSW architects reg no. - 9017

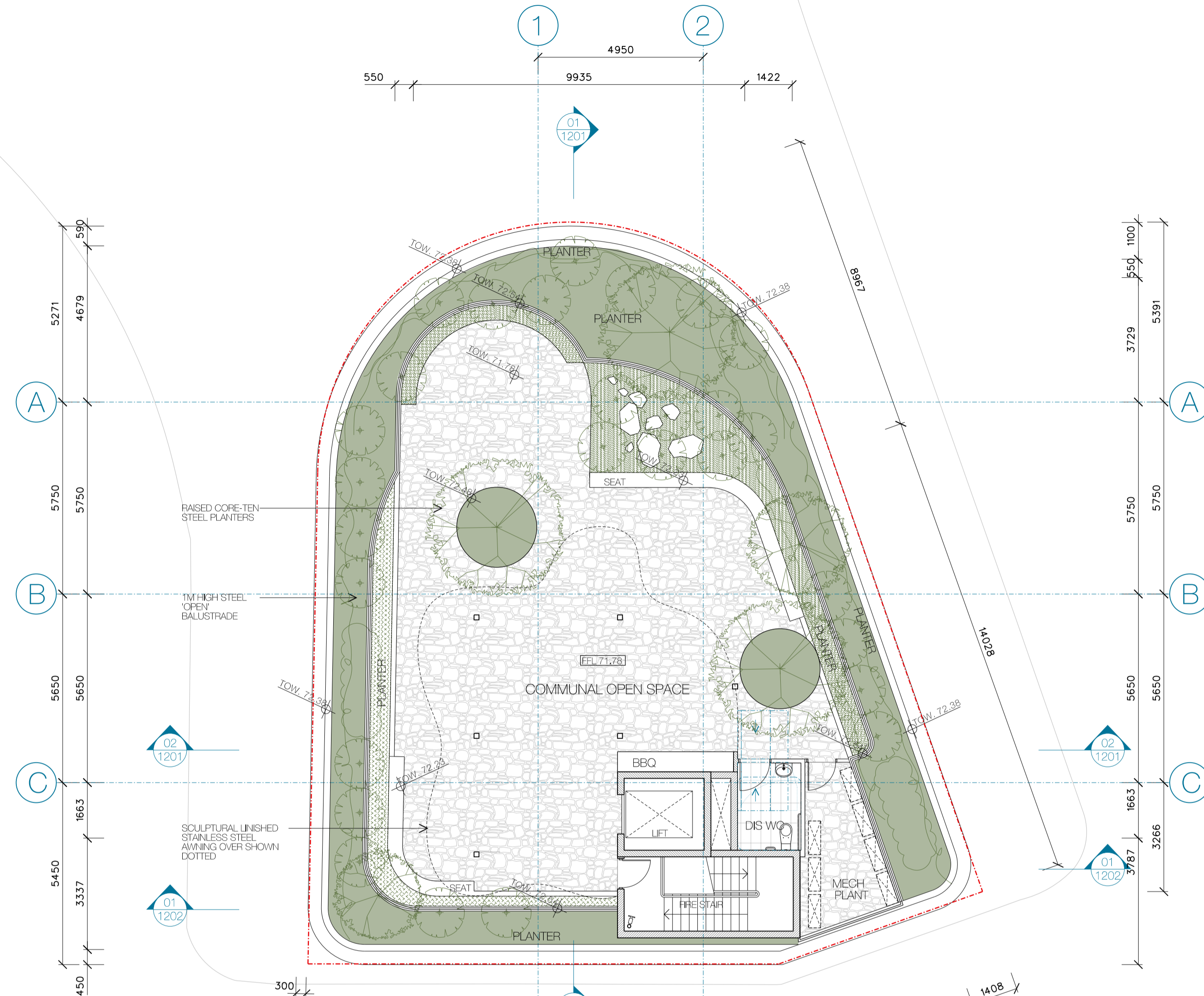
project: 1-5 FLINDERS ST, SURRY HILLS job no. 3192
client: ARCHON PTY LTD
drawing no. LEVEL 4 PLAN drawing issue DA 1107
scale: 1:100 @A1, 1:200 @A3 drawing issue G
0m 1m 2m 5m

TAYLOR SQUARE

BOURKE STREET

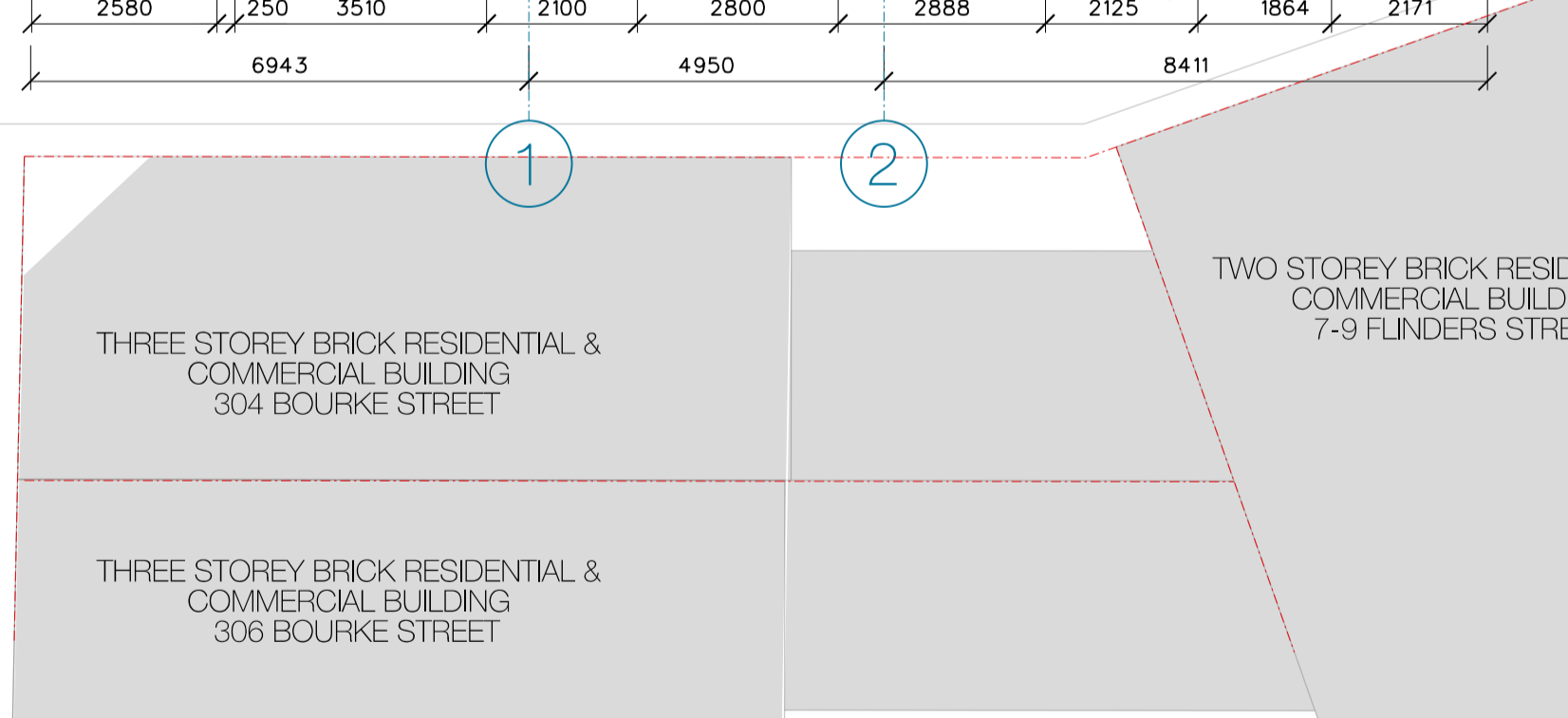


BOURKE STREET






FLINDERS STREET

PATTERSON LANE



01 LEVEL 5 PLAN
1:100

LEGEND

-  EXISTING BUILDING STRUCTURE TO REMAIN
-  EXISTING BUILDING ELEMENT FOR DEMOLITION
-  PROPOSED ADDITIONAL STRUCTURE

Issue	Date	Description
G	24/06/24	CONCURRENCE

Copyright ©
This document is the property of David Mitchell Architects Pty Ltd. This drawing shall only be used for the purposes for which it was commissioned. Unauthorised use of the drawing is prohibited.
Note: Do not scale from drawings. If scaled dimensions conflict, precedence shall be given to the dimensions shown on the drawing. Any discrepancy shall be reported to the Architect for clarification prior to the commencement of any work.

DAVID MITCHELL architects
tel: 8879 6880
e: info@dmarchitects.com.au
w: www.davidmitchellarchitects.com.au
NSW architects reg no. - 9017

project: 1-5 FLINDERS ST, SURRY HILLS job no. 3192

client: ARCHON PTY LTD drawing no. DA 1108

scale: 1:100 @A1, 1:200 @A3 drawing issue: G
0m 1m 2m 5m

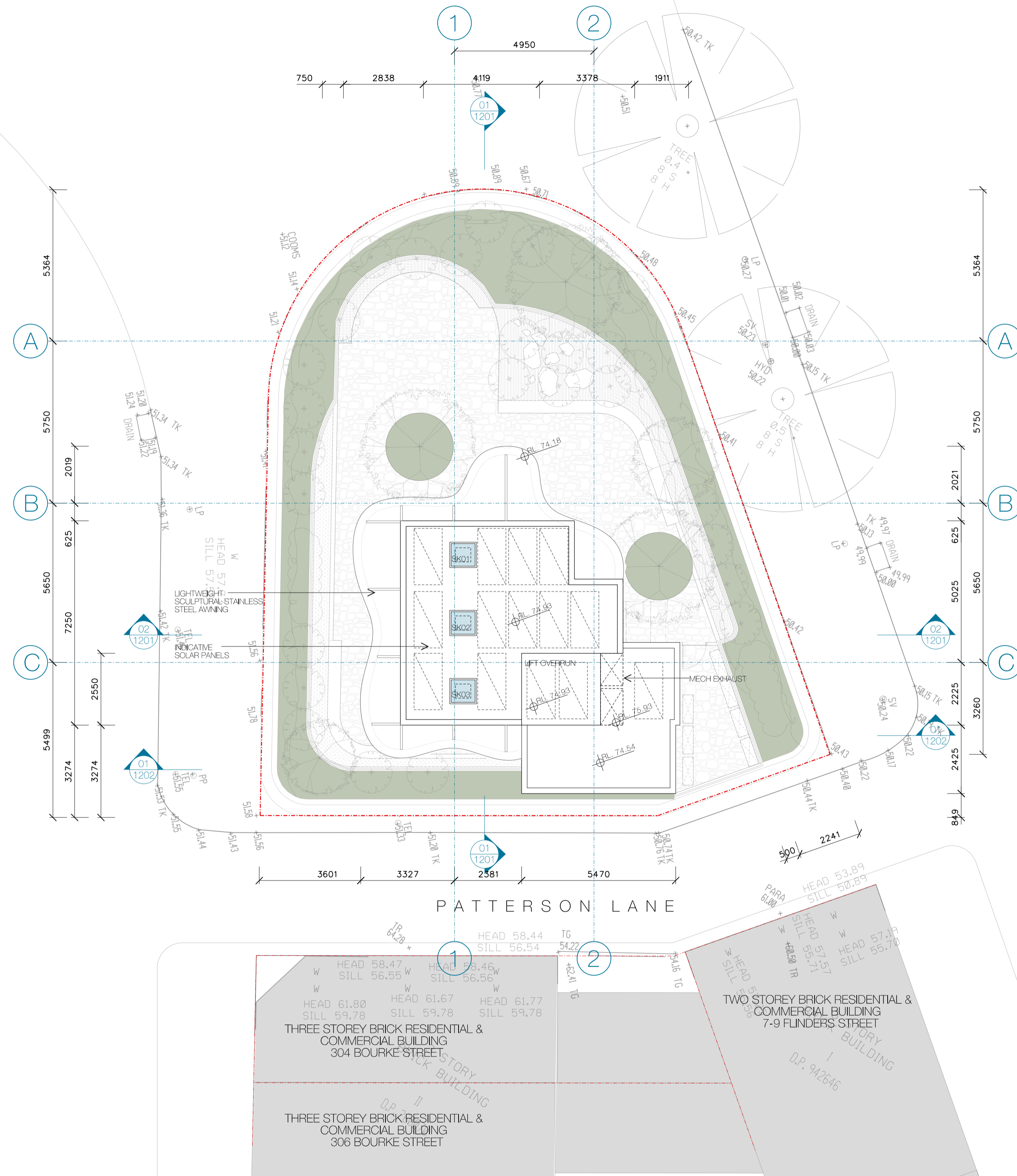
TAYLOR SQUARE

BOURKE STREET

BOURKE STREET

FLINDERS STREET

PATTERSON LANE



TEN STOREY BRICK RESIDENTIAL & COMMERCIAL BUILDING 389-391 BOURKE STREET

FOUR STORY COMMERCIAL BUILDING 393 BOURKE STREET

THREE STOREY BRICK RESIDENTIAL & COMMERCIAL BUILDING 304 BOURKE STREET

THREE STOREY BRICK RESIDENTIAL & COMMERCIAL BUILDING 306 BOURKE STREET

TWO STOREY BRICK RESIDENTIAL & COMMERCIAL BUILDING 7-9 FLINDERS STREET

01 ROOF PLAN 1:100

LEGEND

- EXISTING BUILDING STRUCTURE TO REMAIN
- EXISTING BUILDING ELEMENT FOR DEMOLITION
- PROPOSED ADDITIONAL STRUCTURE

G 24/06/24 CONSULTATIVE
 Issue (date) description
 COPYRIGHT ©
 This document is the property of David Mitchell Architects Pty Ltd. This drawing shall only be used for the purposes for which it was commissioned. Unauthorised use of the drawing is prohibited.
 Note: Do not scale from drawings. Typical dimensions shall take precedence over stated dimensions. Any discrepancy shall be reported to the Architect for clarification prior to the commencement of any work.

DAVID MITCHELL architects
 tel: 8879 6880
 e: info@dmarchitects.com.au
 w: www.davidmitchellarchitects.com.au
 NSW architects reg no. - 9017

project: 1-5 FLINDERS ST, SURRY HILLS job no. 3192

client: ARCHON PTY LTD

drawing: ROOF PLAN drawing no. DA 1109

scale: 1:100 @A1, 1:200 @A3 drawing issue: G
 0m 1m 2m 5m

TAYLOR SQUARE

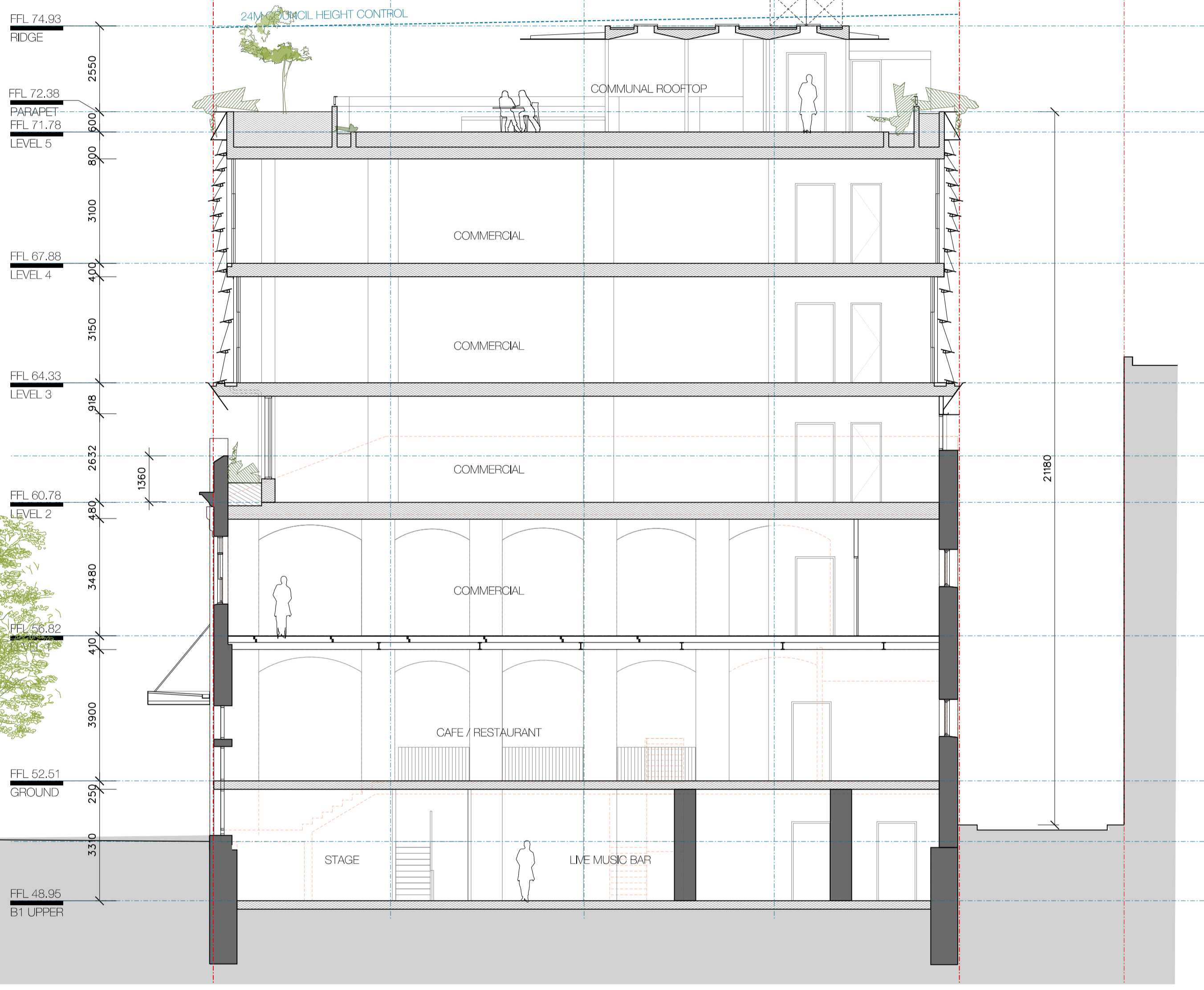
SUBJECT SITE

PATTERSON LANE 304 BOURKE ST

A

B

C



01 SECTION A
1:100

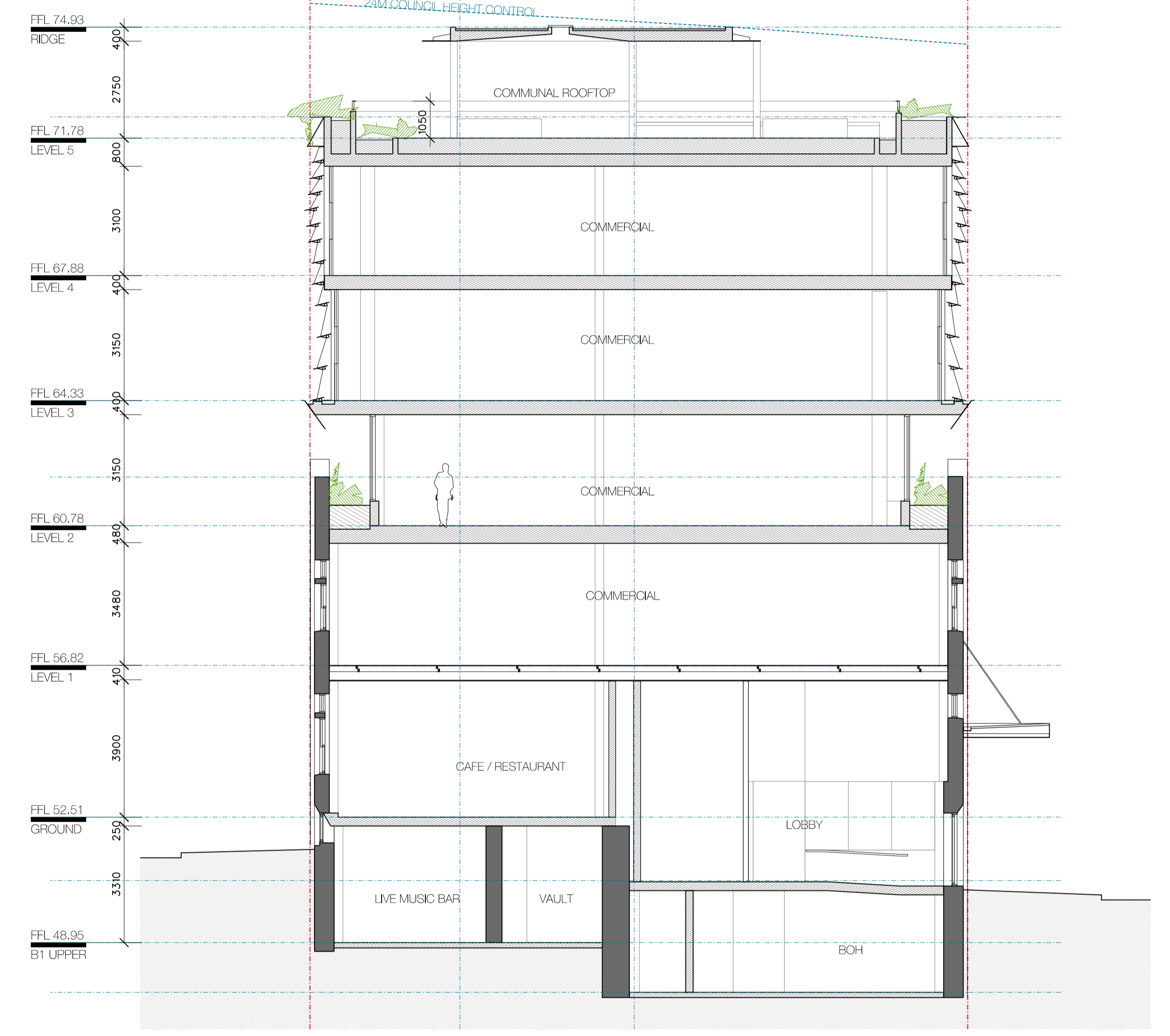
BOURKE ST

SUBJECT SITE

FLINDERS ST


1

2

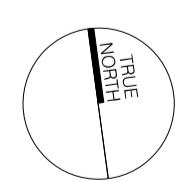


02 SECTION B
1:100

164



- LEGEND**
- EXISTING BUILDING STRUCTURE TO REMAIN
 - EXISTING BUILDING ELEMENT FOR DEMOLITION
 - PROPOSED ADDITIONAL STRUCTURE

G	24/06/24	COUNCIL ISSUE
Issue	Date	Description
COPYRIGHT ©		
This document is the property of David Mitchell Architects Pty Ltd. This drawing shall only be used for the purposes for which it was commissioned. Unauthorised use of the drawing is prohibited.		
Note: Do not scale from drawing. Typical dimensions shall take precedence over stated dimensions. Any discrepancy shall be reported to the Architect for clarification prior to the commencement of any work.		
DAVID MITCHELL architects		
tel: 8879 6880 e: info@dmarchitects.com.au web: www.dmmitchellarchitects.com.au NSW architects reg no. - 9017		
project:	1-5 FLINDERS ST, SURRY HILLS	job no. 3192
client:	ARCHON PTY LTD	
drawing:	SECTIONS	drawing no. DA 1201
scale:	1:100 @A1, 1:200 @A3	drawing issue G
0m 1m 2m 5m		

1

2

UNENCLOSED MECHANICAL ROOF COWL NOT COUNTED TOWARDS CITY OF SYDNEY HEIGHT CONTROL

24M COUNCIL HEIGHT LIMIT



01 SECTION C
1:100

- LEGEND**
- EXISTING BUILDING STRUCTURE TO REMAIN
 - EXISTING BUILDING ELEMENT FOR DEMOLITION
 - PROPOSED ADDITIONAL STRUCTURE

G 24/06/24 COUNCIL ISSUE

Issue (date) description

COPYRIGHT ©

This document is the property of David Mitchell Architects Pty Ltd. This drawing shall only be used for the purposes for which it was commissioned. Unauthorised use of the drawing is prohibited.

Note: Do not scale from drawings. Typical dimensions shall take precedence over stated dimensions. Any discrepancy shall be reported to the Architect for clarification prior to the commencement of any work.

DAVID MITCHELL architects

tel: 8879 6880
 e: info@dmarchitects.com.au
 w: www.davidmitchellarchitects.com.au
 NSW architects reg no. - 9017

project: 1-5 FLINDERS ST, SURRY HILLS job no. 3192

client: ARCHON PTY LTD

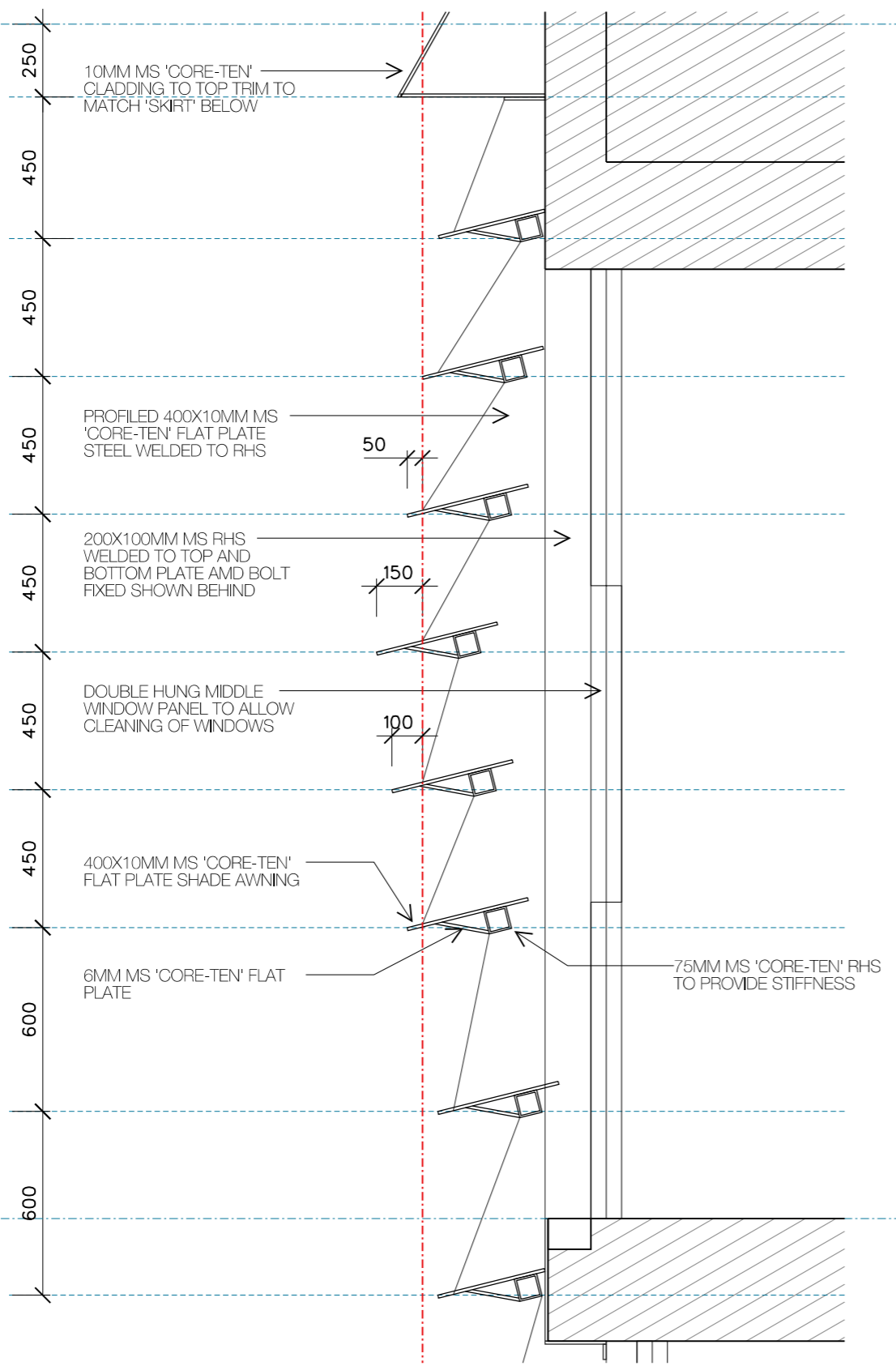
drawing: SECTION C drawing no. DA 1202

scale: 1:100 @A1, 1:200 @A3 drawing issue: G

0m 1m 2m 5m

165

FFL 71.78
LEVEL 5



10MM MS 'CORE-TEN'
CLADDING TO TOP TRIM TO
MATCH 'SKIRT' BELOW

PROFILED 400X10MM MS
'CORE-TEN' FLAT PLATE
STEEL WELDED TO RHS

200X100MM MS RHS
WELDED TO TOP AND
BOTTOM PLATE AND BOLT
FIXED SHOWN BEHIND

DOUBLE HUNG MIDDLE
WINDOW PANEL TO ALLOW
CLEANING OF WINDOWS

400X10MM MS 'CORE-TEN'
FLAT PLATE SHADE AWNING

6MM MS 'CORE-TEN' FLAT
PLATE

75MM MS 'CORE-TEN' RHS
TO PROVIDE STIFFNESS

3900

250
450
450
450
450
450
450
450
600
600

50

150

100

1033
1033
1033
1033

FOR REST OF SECTION DEVELOPED
REFER DRAWING 02 - DA 4001

166

FFL 67.93
LEVEL 4

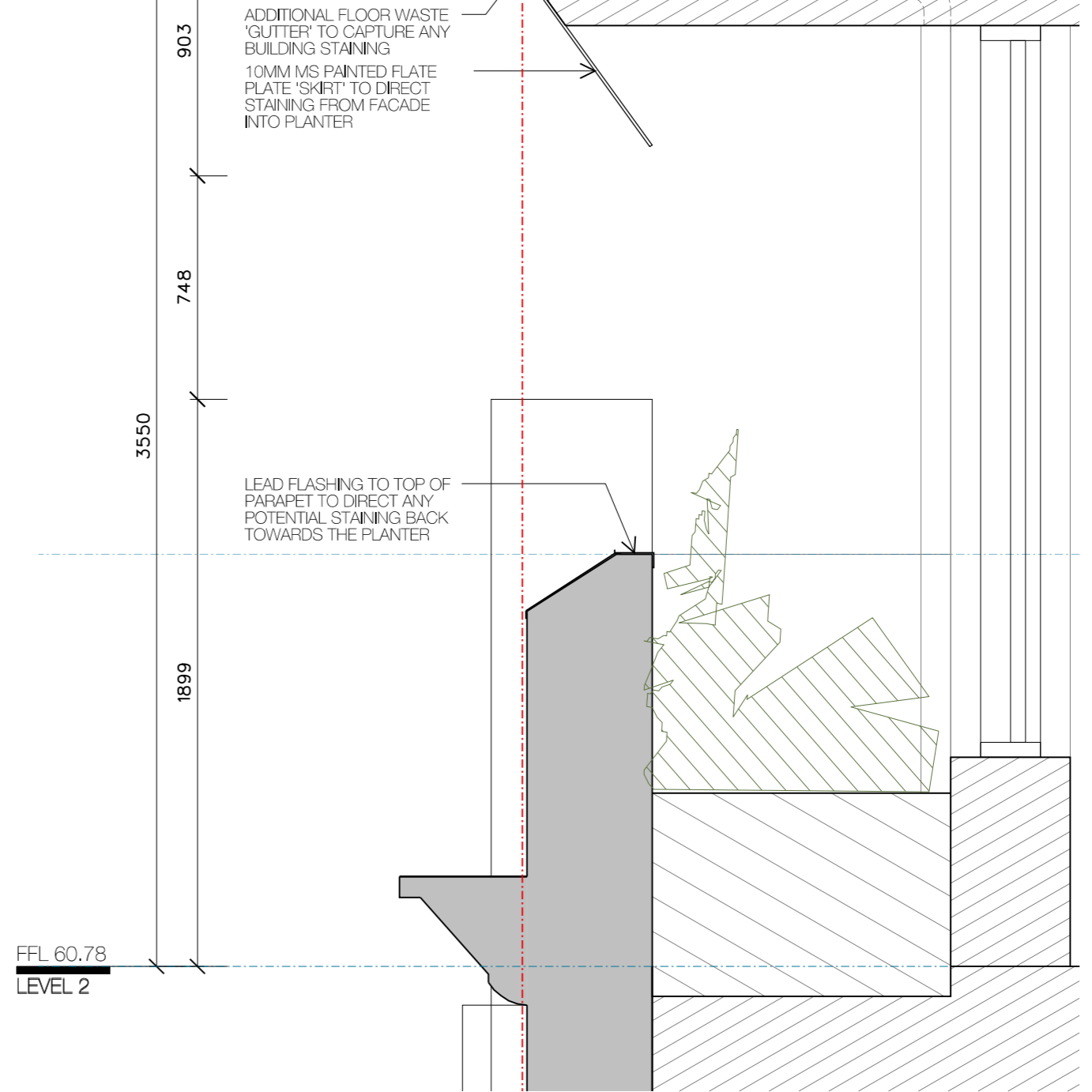
01

DETAIL SECTION

1:20 TYPICAL FACADE SCREENING

FOR REST OF SECTION DEVELOPED REFER DRAWING 01 - DA 4001

FFL 64.43
LEVEL 3



FLOOR WASTE 'GUTTER' TO
CAPTURE ANY BUILDING
STAINING

ADDITIONAL FLOOR WASTE
'GUTTER' TO CAPTURE ANY
BUILDING STAINING
10MM MS PAINTED FLATE
PLATE 'SKIRT' TO DIRECT
STAINING FROM FACADE
INTO PLANTER

LEAD FLASHING TO TOP OF
PARAPET TO DIRECT ANY
POTENTIAL STAINING BACK
TOWARDS THE PLANTER

FFL 60.78
LEVEL 2

903
748
3550
1899

02

DETAIL SECTION

1:20 TYPICAL FACADE SCREENING

DAVID
MITCHELL
ARCHITECTS

tel: 8879 6880
e: mail@mitchellarchitects.com.au
web: www.mitchellarchitects.com.au
NSW architects reg no. - 9017

project:
1 - 5 FLINDERS ST,
SURRY HILLS

client
ARCHON PTY LTD

job no.
3192

drawing:
DETAIL SECTION -
FACADE SCREEN

scale:
1:20 @ A3

drawing no.
DA 2200
date:
24.06.24

drawing issue:
G




01 EAST ELEVATION
1:100



A - CORTEN STEEL



B - PLANTER



C - OFF-FORM CONCRETE



D - ALUMINIUM FRAMED GLAZING



E - STAINLESS STEEL AWNING



F - STEEL BALUSTRADE

G 24/06/24 COUNCIL ISSUE
Issue (date) Description
COPYRIGHT ©
This document is the property of David Mitchell Architects Pty Ltd. This drawing shall only be used for the purposes for which it was commissioned. Unauthorised use of this drawing is prohibited.
Note: Do not scale from drawings. Typical dimensions shall take precedence over stated dimensions. Any discrepancy shall be reported to the Architect for clarification prior to the commencement of any work.

DAVID MITCHELL architects
tel: 8879 6880
e: david@dmarchitects.com.au
web: www.davidmitchellarchitects.com.au
NSW architects reg no. - 9017

project: 1-5 FLINDERS ST, SURRY HILLS job no. 3192

client: ARCHON PTY LTD

drawing: ELEVATION EAST drawing no. DA 1301


scale: 1:100 @A1, 1:200 @A3 drawing issue: G

FLINDERS STREET

SUBJECT SITE

BOURKE STREET

389- 391 BOURKE STREET




01 ELEVATION NORTH
1:100



A - CORTEN STEEL



B - PLANTER




C - OFF-FORM CONCRETE



D - ALUMINIUM FRAMED GLAZING



E - STAINLESS STEEL AWNING

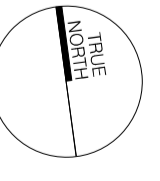


F - STEEL BALUSTRADE

G 24/06/24 COUNCIL ISSUE
Issue (date) Description
COPYRIGHT ©
This document is the property of David Mitchell Architects Pty Ltd. This drawing shall only be used for the purposes for which it was commissioned. Unauthorised use of this drawing is prohibited.
Note: Do not scale from drawings. Typical dimensions shall take precedence over scale dimensions. Any discrepancy shall be reported to the Architect for clarification prior to the commencement of any work.

DAVID MITCHELL architects
tel: 8879 6880
e: info@dmarchitects.com.au
web: www.davidmitchellarchitects.com.au
NSW architects reg no. - 9017

project: 1-5 FLINDERS ST, SURRY HILLS job no. 3192
client: ARCHON PTY LTD
drawing no. ELEVATION - NORTH DA 1302
scale: 1:100 @A1, 1:200 @A3 drawing issue: G
0m 1m 2m 5m





01 ELEVATION WEST
1:100



A - CORTEN STEEL



B - PLANTER




C - OFF-FORM CONCRETE



D - ALUMINIUM FRAMED GLAZING



E - STAINLESS STEEL AWNING



F - STEEL BALUSTRADE

G 24/06/24 00/NO/ISSUE
Issue (date) (description)
COPYRIGHT ©
This document is the property of David Mitchell Architects Pty Ltd. This drawing shall only be used for the purposes for which it was commissioned. Unauthorised use of this drawing is prohibited.
Note: This set of drawings is for information only. It is not intended to be used for construction. Any discrepancy shall be reported to the Architect for clarification prior to the commencement of any work.

DAVID MITCHELL architects
tel: 8879 6880
e: info@dmarchitects.com.au
web: www.davidmitchellarchitects.com.au
NSW architects reg no. - 9017

project:
1-5 FLINDERS ST, SURRY HILLS

job no.
3192

client
ARCHON PTY LTD

drawing no.
ELEVATION WEST DA 1303

scale:
1:100 @A1, 1:200 @A3

drawing issue:
G

BOURKE STREET

SUBJECT SITE

FLINDERS STREET

1

2

E

A

F

C

B

D

FFL 74.93

RIDGE

2550

FFL 72.38

PARAPET

FFL 71.78

LEVEL 5

3900

FFL 67.88

LEVEL 4

3550

FFL 64.33

LEVEL 3

3550

FFL 60.78

LEVEL 2

3966

FFL 56.82

LEVEL 1

6110

FFL 50.71

GROUND

2.4M COUNCIL HEIGHT CONTROL AT BOUNDARY

MECHANICAL EXHAUST

ROLLER DOOR TO SITORE

C

E


01 ELEVATION SOUTH
1:100



A - CORTEN STEEL



B - PLANTER




C - OFF-FORM CONCRETE



D - ALUMINIUM FRAMED GLAZING



E - STAINLESS STEEL AWNING



F - STEEL BALUSTRADE

G 24/06/24 COUNCIL ISSUE

Issue (date) Description

COPYRIGHT ©

This document is the property of David Mitchell Architects Pty Ltd. This drawing shall only be used for the purposes for which it was commissioned. Unauthorised use of this drawing is prohibited.

Note: This set of drawings is a preliminary design. It is not intended to be used for construction. Any discrepancy shall be reported to the Architect for clarification prior to the commencement of any work.

DAVID MITCHELL architects

tel: 8879 6880
e: david@dmitchell.com.au
web: www.davidmitchell.com.au
NSW architects reg no. - 9017

project: 1-5 FLINDERS ST, SURRY HILLS job no. 3192

client: ARCHON PTY LTD

drawing: ELEVATION - SOUTH drawing no. DA 1304

scale: 1:100 @A1, 1:200 @A3 drawing issue: G